



Research Institute
Social Cohesion

RDC

SOEP

SCP Documentation

German Social Cohesion Panel

SCP 2021-22 W1-2 Codebook PGEN: Person-Related Status and Generated Variables (English)



German Social Cohesion Panel

Established in 2021, the German Social Cohesion Panel (SCP) is a wide-ranging representative longitudinal study of private households in Germany, carried out in collaboration of the Research Institute Social Cohesion (RISC) and the German Socio-Economic Panel (SOEP).


The aim of the SCP Documentation is to thoroughly document the survey's data collection and data processing.

Recommended Citation

Groh-Samberg, O., Axenfeld, J. B., Gerlitz, J.-Y., Cornesse, C., Kroh, M., Lengfeld, H., Liebig, S., Minkus, L., Reinecke, J., Teichler, N., Traunmüller, R., & Zinn, S. (2026). SCP 2021-22 W1-2 - Codebook PGEN: Person-Related Status and Generated Variables (English). *German Social Cohesion Panel 2021-2022 - Wave 1-2*. Bremen and Berlin: RDC-RISC/SOCIUM, SOEP/DIW Berlin. doi:10.60532/scp.2021-22.w1-2.v1

- ▶ **Authors:** Olaf Groh-Samberg, Julian B. Axenfeld, Jean-Yves Gerlitz, Carina Cornesse, Martin Kroh, Holger Lengfeld, Stefan Liebig, Lara Minkus, Jost Reinecke, Nils Teichler, Richard Traunmüller, Sabine Zinn
- ▶ **Contributors:** Cosima Adams, Anton Bochert, Martin Gerike, Josefine Kuhrmeier, Anna-Tabea Müller, Eric Nissen, Sebastian Rueda-Urbe, Rainer Siegers, Hans Walter Steinhauer, Knut Wenzig, Julia Witton (Project Members), infas (Data Collector)
- ▶ **Publisher:** RDC-RISC
SOCIUM, University of Bremen
P.O. Box 330 440
28334 Bremen
Germany

SOEP
DIW Berlin
German Socio-Economic Panel (SOEP)
Mohrenstr. 58
10117 Berlin
Germany
- ▶ **DOI:** 10.60532/scp.2021-22.w1-2.v1
- ▶ **Website:** www.fgz-risc-data.de
www.diw.de



The text of this publication is published under the Creative Commons license CC BY-SA 4.0 Attribution-ShareAlike 4.0 International. The exact wording of the license CC BY-SA 4.0 can be found here:

<https://creativecommons.org/licenses/by-sa/4.0/>

SCP Documentation

German Social Cohesion Panel

SCP 2021-22 W1-2 Codebook PGEN: Person-Related Status and Generated Variables (English)

Contents

1	General Information	4
2	Identifiers	5
	pid – Never Changing Person ID	5
	hid – Current Household ID	6
	cid – Original Household ID	6
3	Survey Context	7
	wave – Survey Wave	7
	restype – Type of respondent	7
	pgpiyear – Person-Related Survey Year	8
	pgmonth – Person-Related Survey Month	8
	pgmode – Survey Mode	9
4	Key Demographics	9
	pgnation_scp – 1. Nationality	9
	pgfamstd_scp – Marital Status in Survey Year	10
	pgstib_scp_v2 – Occ. Position [since W2]	10
	pgstib_scp_v1 – Occ. Position [W1T1]	12
	pgemplst_scp_v2 – Employment Status [since W1T2]	13
	pgemplst_scp_v1 – Employment Status [W1T1]	14
	pglfs_scp_v2 – Labour Force Status [since W1T2]	14
	pglfs_scp_v1 – Labour Force Status [W1T1]	16
	pgbetr_scp – Size of the Company	17
5	Education	18
	pgiscd11_scp – Highest degree/diploma attained (ISCED-2011)	18
	pgiscd97_scp – Highest degree/diploma attained (ISCED-1997)	19
	pgcasmin_scp – Highest degree/diploma attained (CASMIN)	19
	pgbilzeit_scp – Amount of Education or Train. in Years	20
6	Milieu Classifications	21
	pgriscmilieu – Milieu membership	21
	pgriscm01 – Membership: Humanist Milieu	24
	pgriscm02 – Membership: Individualist Milieu	27
	pgriscm03 – Membership: Conservative Milieu	30
	pgriscm04 – Membership: Pluralist Milieu	33
	pgriscm05 – Membership: Solidarist Milieu	36
	pgriscm06 – Membership: Considerate Milieu	39
	pgriscm07 – Membership: Hard-working Milieu	42
	pgriscm08 – Membership: Rooted Milieu	45
7	Occupational Scales and Classifications	48
	pgisco08_scp – Current occ. class. (ISCO-08, 4-digit)	48
	pgmisco08_scp – Mother: occ. class. at age 15 (ISCO-08, 4-digit)	49
	pgfisco08_scp – Father: occ. class. at age 15 (ISCO-08, 4-digit)	50
	pgisco88_scp – Current occ. class. (ISCO-88, 4-digit)	51
	pgmisco88_scp – Mother: occ. class. at age 15 (ISCO-88, 4-digit)	52
	pgfisco88_scp – Father: occ. class. at age 15 (ISCO-88, 4-digit)	53
	pgisei08_scp – Last reached occ. status (ISEI-08)	54

pgmisei08_scp – Mother: occ. status at age 15 (ISEI-08)	55
pgfisei08_scp – Father: occ. status at age 15 (ISEI-08)	56
pgisei88_scp – Last reached occ. status (ISEI-88)	57
pgmisei88_scp – Mother: occ. status at age 15 (ISEI-88)	58
pgfisei88_scp – Father: occ. status at age 15 (ISEI-88)	59
pgmps08_scp – Last reached occ. prestige (MPS-08)	60
pgmmps08_scp – Mother: occ. prestige at age 15 (MPS-08)	61
pgfmps08_scp – Father: occ. prestige at age 15 (MPS-08)	62
pgsiops08_scp – Last reached occ. prestige (SIOPS-08)	63
pgmsiops08_scp – Mother: occ. prestige at age 15 (SIOPS-08)	64
pgfsiops08_scp – Father: occ. prestige at age 15 (SIOPS-08)	65
pgegp08_scp_v1 – Last reached occ. class (EGP-08) [until W2]	66
pgmegp08_scp_v1 – Mother: occ. class at age 15 (EGP-08) [until W2]	67
pgfegp08_scp_v1 – Father: occ. class at age 15 (EGP-08) [until W2]	68
pgiscolj08_scp – Last Job: occ. class. (ISCO-08)	70
pgiscolj88_scp – Last Job: occ. class. (ISCO-88)	71
8 Income	72
pglabgro – Current Gross Labour Inc. (Euros)	72
pgi1labgro – 1. Imputed Current Gross Labour Inc. (Euros) [1/15]	73
pgi2labgro – 2. Imputed Current Gross Labour Inc. (Euros) [2/15]	75
pgi3labgro – 3. Imputed Current Gross Labour Inc. (Euros) [3/15]	76
pgi4labgro – 4. Imputed Current Gross Labour Inc. (Euros) [4/15]	77
pgi5labgro – 5. Imputed Current Gross Labour Inc. (Euros) [5/15]	78
pgi6labgro – 6. Imputed Current Gross Labour Inc. (Euros) [6/15]	79
pgi7labgro – 7. Imputed Current Gross Labour Inc. (Euros) [7/15]	80
pgi8labgro – 8. Imputed Current Gross Labour Inc. (Euros) [8/15]	81
pgi9labgro – 9. Imputed Current Gross Labour Inc. (Euros) [9/15]	82
pgi10labgro – 10. Imputed Current Gross Labour Inc. (Euros) [10/15]	83
pgi11labgro – 11. Imputed Current Gross Labour Inc. (Euros) [11/15]	84
pgi12labgro – 12. Imputed Current Gross Labour Inc. (Euros) [12/15]	85
pgi13labgro – 13. Imputed Current Gross Labour Inc. (Euros) [13/15]	86
pgi14labgro – 14. Imputed Current Gross Labour Inc. (Euros) [14/15]	87
pgi15labgro – 15. Imputed Current Gross Labour Inc. (Euros) [15/15]	88
pgimpgro – Imputation Flag for LABGROxx	89
pglabnet – Current Net Labour Inc. (Euros)	89
pgi1labnet – 1. Imputed Current Net Labour Inc. (Euros) [1/15]	90
pgi2labnet – 2. Imputed Current Net Labour Inc. (Euros) [2/15]	92
pgi3labnet – 3. Imputed Current Net Labour Inc. (Euros) [3/15]	93
pgi4labnet – 4. Imputed Current Net Labour Inc. (Euros) [4/15]	94
pgi5labnet – 5. Imputed Current Net Labour Inc. (Euros) [5/15]	95
pgi6labnet – 6. Imputed Current Net Labour Inc. (Euros) [6/15]	96
pgi7labnet – 7. Imputed Current Net Labour Inc. (Euros) [7/15]	97
pgi8labnet – 8. Imputed Current Net Labour Inc. (Euros) [8/15]	98
pgi9labnet – 9. Imputed Current Net Labour Inc. (Euros) [9/15]	99
pgi10labnet – 10. Imputed Current Net Labour Inc. (Euros) [10/15]	100
pgi11labnet – 11. Imputed Current Net Labour Inc. (Euros) [11/15]	101
pgi12labnet – 12. Imputed Current Net Labour Inc. (Euros) [12/15]	102
pgi13labnet – 13. Imputed Current Net Labour Inc. (Euros) [13/15]	103
pgi14labnet – 14. Imputed Current Net Labour Inc. (Euros) [14/15]	104
pgi15labnet – 15. Imputed Current Net Labour Inc. (Euros) [15/15]	105

pgimpnet – Imputation Flag for LABNETxx	106
---	-----

1 General Information

The PGEN dataset contains user-friendly data on the level of the individual respondents. The data were generated using several sources, most importantly the P dataset. Each person (PID) who participated in the survey in a particular survey wave (WAVE) has one row in the dataset. Variables that were generated based on SOEP logic but with deviating measurement are marked with the suffix “_scp”.

In some places in the documentation and in the data, year numbers are used, for example, for the names of variables and of the questionnaire instrument. These year numbers are always based on the field start of the data collection of the corresponding survey wave.

Survey variables might be missing, that is, lacking a valid code or value, for different reasons. In the SCP, negative values are not valid for any variable, but are used instead to code different reasons for missing information. There are two possible origins of missing values: the respondent's answer or the survey design. In the first case, the respondent may refuse to answer, not know an answer, report invalid or implausible values, or break off the interview. In the second case, the interview design may exclude respondents with certain characteristics from some questions (e.g., owner-occupiers will not be asked about the amount of rent they pay). The following codes are used:

[-1] No answer

[-2] Does not apply

[-3] Implausible value

[-4] Inadmissible multiple response

[-5] Not included in this version of the questionnaire

[-6] Version of questionnaire with modified filtering

[-7] Only available in less restricted edition

[-8] Question not part of the survey program this year

[-9] Don't want to answer [only CAWI]

[-10] Break-off [only CAWI]

[-1] No answer – Respondent declines to answer the question. Is assigned if the question is not answered in the paper questionnaire and if “I cannot answer that” is ticked in the online questionnaire. Note that the paper questionnaire does not distinguish between a refusal to answer and a true “don't know” except for a few questions where “don't know” is an additional answer option.

[-2] Does not apply – Information may be missing when a question is not asked because it is not relevant to a specific person, e.g., owner-occupiers will not be asked about the amount of rent they pay. In such cases, the question “does not apply” to this person, and the variable receives a code of “-2”.

[-3] Implausible value – Sometimes invalid answers occur when respondents fill out a paper questionnaire (e.g., working hours over 168 per week, unreadable answers). In such cases the variable is recoded “-3”.

[-4] Inadmissible multiple response – Some questions contain multiple answer options and respondents are asked to pick one answer. In the paper questionnaire respondents sometimes ignore this request and give more than one answer (e.g., “very good” and “good” when asked about their current health status). In such cases the code “-4” is assigned to this variable.

[-5] Not included in this version of the questionnaire – Respondents receive different questionnaire versions based on their respondent status (anchor person, household member, or new household member) and their mode choice (paper or online questionnaire). Some questions are not part of one or more of these different questionnaire versions. For respondents

who did not receive a question due to their questionnaire version, the variables are coded “-5”.

[-6] Version of questionnaire with modified filtering – Currently not used.

[-7] Only available in less restricted edition – Currently not used.

[-8] Question not part of the survey program this year – Is assigned if the question is not asked in this particular survey year.

[-9] Don’t want to answer [only CAWI] – Only applicable to respondents who answered the questionnaire online. Is assigned if “I do not want to answer that” is ticked in the online questionnaire.

[-10] Break-off [only CAWI] – Only applicable to respondents who answered the questionnaire online. Is assigned if respondents were not asked this question because they broke off the online questionnaire before completing it.

2 Identifiers

pid – Never Changing Person ID

2110000301	3
2110000302	1
2110000901	3
2110000902	3
2110001001	1
2110001201	1
2110001601	3
2110002001	3
2110002101	3
2110003201	1
2110003701	1
2110003901	3
2110004401	1
2110004402	1
2110004403	1
... (17271 rows omitted)	34779
2113796701	2
2113796702	3
2113796703	3
2113797101	1
2113797102	2
2113797201	1
2113797301	1
2113797601	1
2113797801	2
2113797901	3
2113798501	2
2113798701	1
2113799101	3
2113799102	3
2113800001	1

The central individual identifier across time is PID, which is fixed over time (and of course datasets).

hid – Current Household ID

21100003	4
21100009	6
21100010	1
21100012	1
21100016	3
21100020	3
21100021	3
21100032	1
21100037	1
21100039	3
21100044	3
21100045	1
21100049	3
21100050	1
21100058	1
... (13029 rows omitted)	34778
21137972	1
21137973	1
21137976	1
21137978	2
21137979	3
21137985	2
21137987	1
21137991	6
21138000	1
22103378	1
22103896	1
22115150	1
22117540	1
22119085	1
22125622	1

This identifier groups all individuals into their respective households at the time of the most recent wave (i.e. a person's HID can change over time, for example if an adult child moves out of their parents' home and starts their own household).

cid – Original Household ID

21100003	4
21100009	6
21100010	1
21100012	1
21100016	3

21100020	3
21100021	3
21100032	1
21100037	1
21100039	3
21100044	3
21100045	1
21100049	3
21100050	1
21100058	1
... (13023 rows omitted)	34759
21137960	1
21137961	1
21137963	6
21137964	6
21137967	8
21137971	3
21137972	1
21137973	1
21137976	1
21137978	2
21137979	3
21137985	2
21137987	1
21137991	6
21138000	1

This identifier groups individuals into their original households at the start of the panel. That means that a person's CID is time-constant and will always relate them back to the household they initially belonged to, even if they moved out since.

3 Survey Context

wave – Survey Wave

1	[1] Wave 1, part 1 (2021/22)	17027
2	[2] Wave 1, part 2 (2021/22)	9168
3	[3] Wave 2 (2022/23)	8642

This variable identifies the (partial) wave in which the data collection took place.

restype – Type of respondent

? Type of respondent (*from: scp/w2/Q0:restype[]*)

1	[1] Anchor person (AP)	25850
2	[2] Household member (HM)	8713
3	[3] New household member (NHM)	274

Anchor persons (AP) are respondents at the time of recruitment who were drawn as part of the initial random sample at the residents' registration offices and invited to take part in the survey. In addition to the personal questionnaire, these people usually also complete the household questionnaire. Household members (HM) are respondents who were specified by anchor persons as living in the same household aged 18 and over and were also invited to take part in the survey. HM only complete the personal questionnaire. New household members (NHM) are respondents who were additionally named as household members by anchors from wave 2 onwards. In particular, this includes people who moved into the household or who have reached the age of 18 in the period since the last survey. These persons receive an extended personal questionnaire and, with their consent, are integrated into the panel as HM from the following wave onwards.

If HM or NHM leave the household after inclusion in the panel, these individuals themselves become the AP of the new household in the following wave, unless this role is filled by another member of the household. Similarly, a HM or NHM becomes the new AP if the original AP leaves the household or refuses further interviews.

pgpiyear – Person-Related Survey Year

? Interview: date (from: scp/w2/interviewdatum:interviewdatum[])

2021	17826
2022	16996
2023	15

This variable identifies the year in which an individual participated in a data collection wave. PGPIYEAR can vary within a data collection wave if data collection includes the turn of a year.

pgmonth – Person-Related Survey Month

? Interview: date (from: scp/w2/interviewdatum:interviewdatum[])

1	[1] January	3122
2	[2] February	2372
3	[3] March	1118
4	[4] April	565
5	[5] May	836
6	[6] June	311
7	[7] July	60
8	[8] August	0
9	[9] September	12935
10	[10] October	8581
11	[11] November	2482
12	[12] December	2455

This variable identifies the month in which an individual participated in a data collection wave.

pgmode – Survey Mode

? Survey Mode (*from: scp/w2/pgmode:pgmode[]*)

210	[210] Paper questionnaire, postal (PAPI)	18545
300	[300] Online questionnaire (CAWI)	16292

The survey mode is determined by the technology respondents use to fill out a questionnaire. To prevent duplications, if respondents submit a questionnaire via multiple modes, priority is given to the data they provided via the web.

4 Key Demographics**pgnation_scp** – 1. Nationality

? Which citizenship do you have? // German (*from: scp/w2/Q80a:pnation01[]*)

? What other citizenship do you have? (*from: scp/w2/Q80b:pnatoth[]*)

4	[4] Afghan	11
8	[8] Albanian	10
12	[12] Algerian	2
20	[20] Andorran	0
24	[24] Angolan	0
28	[28] Antiguan	0
31	[31] Azerbaijani	2
32	[32] Argentinian	0
36	[36] Australian	3
40	[40] Austrian	31
44	[44] Bahamian	0
48	[48] Bahraini	0
50	[50] Bangladeshi	0
51	[51] Armenian	3
52	[52] Barbadian	0
...	(180 rows omitted)	16943
882	[882] Samoan	0
887	[887] Yemeni	0
894	[894] Zambian	0
900	[900] Kosovar	10
997	[997] Apatrid	7
-1	[-1] No answer	75
-2	[-2] Does not apply	0
-3	[-3] Implausible value	6
-4	[-4] Inadmissible multiple response	0
-5	[-5] Not included in this version of the questionnaire	8368
-6	[-6] Version of questionnaire with modified filtering	0
-7	[-7] Only available in less restricted edition	0
-8	[-8] Question not part of the survey program this year	9168
-9	[-9] Don't want to answer [only CAWI]	14
-10	[-10] Break-off [only CAWI]	184

This variable is designed to integrate the information on respondents' nationality from related survey questions. Note that this variable indicates only one nationality per respondent. In case respondents have the German citizenship in addition to another one, priority is given to the German citizenship.

pgfamstd_scp – Marital Status in Survey Year

- ? What is your marital status? (from: scp/w2/Q46:pfamstat[])
- ? Are you living with a partner in the household? (from: scp/w2/Q47:pcohab[])
- ? What is your marital status? (from: scp/w2/Q82:pfamstat_n[])
- ? Are you living with a partner in the household? (from: scp/w2/Q83:pcohab_n[])

1	[1] Married	14286
2	[2] Married, but Separated	400
3	[3] Single	7143
4	[4] Divorced (also registered same sex partnership)	1978
5	[5] Widowed (also registered same sex partnership)	1248
6	[6] Registered same sex partnership	83
7	[7] Registered same sex partnership, seperated	10
-1	[-1] No answer	224
-2	[-2] Does not apply	0
-3	[-3] Implausible value	0
-4	[-4] Inadmissible multiple response	34
-5	[-5] Not included in this version of the questionnaire	0
-6	[-6] Version of questionnaire with modified filtering	0
-7	[-7] Only available in less restricted edition	0
-8	[-8] Question not part of the survey program this year	9168
-9	[-9] Don't want to answer [only CAWI]	16
-10	[-10] Break-off [only CAWI]	247

Marital status describes the institutional status of marriage as reported by the survey respondents.

pgstib_scp_v2 – Occ. Position [since W2]

- ? In what employment situation are you _mainly_ at the moment? (from: scp/w2/Q58:pempstat[])
- ? In what professional position are you _mainly_ employed at the moment? (from: scp/w2/Q63:poccstat[])
- ? What kind of self-employed person are you? (from: scp/w2/Q64:pselfemp[])
- ? How many employees do you currently have? // employees: [...] (from: scp/w2/Q65:pemploy[])
- ? What kind of civil servant are you? (from: scp/w2/Q66:pcivil[])
- ? What kind of employee are you? (from: scp/w2/Q67:pempl[])
- ? What kind of worker are you? (from: scp/w2/Q68:pworker[])
- ? In what employment situation are you _mainly_ at the moment? (from: scp/w2/Q90:pempstat_n[])

- ? In what professional position are/were you *_primarily_* employed last? (from: scp/w2/Q103:poccstat_n[])
- ? What kind of self-employed person are/were you? (from: scp/w2/Q104:pselfemp_n[])
- ? How many employees do you currently have or have you had recently? // employees: [...] (from: scp/w2/Q105:pnemploy_n[])
- ? What kind of civil servant are/were you? (from: scp/w2/Q106:pcivil_n[])
- ? What kind of employee are/were you? (from: scp/w2/Q107:pempl_n[])
- ? What kind of worker are/were you? (from: scp/w2/Q108:pworker_n[])

10	[10] Not employed	688
11	[11] NE, in education, further education, apprenticeship	434
12	[12] NE, registered unemployed	163
13	[13] NE, pensioner	2256
15	[15] NE, military, community service	11
110	[110] Apprentice	112
210	[210] Untrained worker	71
220	[220] Semi-trained worker	132
230	[230] Trained worker	287
240	[240] Foreman/Forewoman, group leader	38
250	[250] Foreman/Forewoman	18
410	[410] Self-employed farmer	12
412	[412] Self-employed farmer, 1-9 employees	9
413	[413] Self-employed farmer, 10+ employees	1
420	[420] Freelancer, academic s.e.	0
...	(11 rows omitted)	3704
610	[610] Civil servant, lower level	7
620	[620] Civil servant, middle level	89
630	[630] Civil servant, upper level	176
640	[640] Civil servant, executive level	92
999	[999] Employed without StiB Info	93
-1	[-1] No answer	85
-2	[-2] Does not apply	0
-3	[-3] Implausible value	0
-4	[-4] Inadmissible multiple response	57
-5	[-5] Not included in this version of the questionnaire	0
-6	[-6] Version of questionnaire with modified filtering	0
-7	[-7] Only available in less restricted edition	0
-8	[-8] Question not part of the survey program this year	26195
-9	[-9] Don't want to answer [only CAWI]	9
-10	[-10] Break-off [only CAWI]	98

The variable represents a compilation of all relevant information on current occupational position. It is generated by combining the variable PEMPSTAT_V2 with the variables POCCSTAT, PWORKER, PSELFEMP, PEMPL, PCIVIL and PNEMPLOY. A hierarchical scheme is used to determine which data is given precedence when a variety of divergent information exists (increasing dominance):

- 10 – not employed
- 11 – currently in education
- 12 – registered unemployed

13 – pensioner

15 – military / community service

110 – apprentice

210-250 – manual labourer

410-433 – self-employed

520-550 – employee

610-640 – civil service

Codes 412, 413, 421-423 and 431-433 are only assigned from wave 2 onwards.

StiB = occupational position

pgstib_scp_v1 – Occ. Position [W1T1]

- ? What is your current employment situation? (from: scp/w1_1/Q36:pempstat1[])
- ? In what professional position are/were you _primarily_ employed last? (from: scp/w1_1/Q41:pocstat[])
- ? What kind of self-employed person are/were you? (from: scp/w1_1/Q42:pselfemp[])
- ? What kind of civil servant are/were you? (from: scp/w1_1/Q43:pcivil[])
- ? What kind of employee are/were you? (from: scp/w1_1/Q44:pempl[])
- ? What kind of worker are/were you? (from: scp/w1_1/Q45:pworker[])

10	[10] Not employed	1149
11	[11] NE, in education, further education, apprenticeship	871
12	[12] NE, registered unemployed	317
13	[13] NE, pensioner	4680
15	[15] NE, military, community service	31
110	[110] Apprentice	317
210	[210] Untrained worker	161
220	[220] Semi-trained worker	301
230	[230] Trained worker	669
240	[240] Foreman/Forewoman, group leader	88
250	[250] Foreman/Forewoman	46
410	[410] S.e. farmer	38
420	[420] Freelancer, academic s.e.	257
430	[430] Other s.e.	388
520	[520] Salaried employee, unskilled	1194
...	(3 rows omitted)	5032
610	[610] Civil servant, lower level	14
620	[620] Civil servant, middle level	168
630	[630] Civil servant, upper level	308
640	[640] Civil servant, executive level	150
999	[999] Employed without StiB Info	307
-1	[-1] No answer	109
-2	[-2] Does not apply	0
-3	[-3] Implausible value	0
-4	[-4] Inadmissible multiple response	152
-5	[-5] Not included in this version of the questionnaire	0
-6	[-6] Version of questionnaire with modified filtering	0
-7	[-7] Only available in less restricted edition	0
-8	[-8] Question not part of the survey program this year	17810
-9	[-9] Don't want to answer [only CAWI]	10

-10 [-10] Break-off [only CAWI]

270

The variable represents a compilation of all relevant information on current occupational position. It is generated by combining the variable PEMPSTAT_V1 with the variables POCCSTAT, PWORKER, PSELFEMP, PEMPL and PCIVIL. A hierarchical scheme is used to determine which data is given precedence when a variety of divergent information exists (increasing dominance):

10 – not employed

11 – currently in education

12 – registered unemployed

13 – pensioner

15 – military / community service

110 – apprentice

210-250 – manual labourer

410-433 – self-employed

520-550 – employee

610-640 – civil service

Codes 412, 413, 421-423 and 431-433 are only assigned from wave 2 onwards.

StiB = occupational position

pgemplst_scp_v2 – Employment Status [since W1T2]

? Is this marginal employment according to the EUR450 or EUR1,300 regulation (mini-job or midi-job)? (from: scp/w1_2/Q32:pminijob[])

? In what employment situation are you _mainly_ at the moment? (from: scp/w2/Q58:pempstat[])

? Is this marginal employment according to the EUR450/520 or EUR1,300/1,600 regulation (mini-job or midi-job)? (from: scp/w2/Q60:pminijob[])

? Are you currently employed in short-time work? (from: scp/w2/Q71:pshorttime[])

? In what employment situation are you _mainly_ at the moment? (from: scp/w2/Q90:pempstat_n[])

? Is this marginal employment according to the EUR450/520 or EUR1,300/1,600 regulation (mini-job or midi-job)? (from: scp/w2/Q93:pminijob_n[])

? Are you currently employed in short-time work? (from: scp/w2/Q95:pshorttime_n[])

1	[1] Full-time employed	6680
2	[2] Parttime employed	2512
3	[3] Short-time work	152
4	[4] Working a 'mini-job'	426
5	[5] In first-time in-service training (betriebliche Erstausbildung)/apprenticeship (Lehre)	129
6	[6] In further education, retraining, further vocational training/rehabilitation	58
7	[7] On maternity/parental leave	271
8	[8] Registered unemployed	347
9	[9] In retirement/early retirement (Vorruhestand)	4659
10	[10] Attending school/(vocational) college/university	884
11	[11] Fulfilling my voluntary year/federal voluntary service/voluntary military service	24
12	[12] Homemaker	398
13	[13] None of the above	692
-1	[-1] No answer	206

-2	[-2] Does not apply	0
-3	[-3] Implausible value	0
-4	[-4] Inadmissible multiple response	213
-5	[-5] Not included in this version of the questionnaire	0
-6	[-6] Version of questionnaire with modified filtering	0
-7	[-7] Only available in less restricted edition	0
-8	[-8] Question not part of the survey program this year	17027
-9	[-9] Don't want to answer [only CAWI]	14
-10	[-10] Break-off [only CAWI]	145

From wave 1 part 2 onwards, this variable reflects the employment status generated using the variables PEMPSTAT_V2, PSHORTTIME and PMINIJOB. The employment status for wave 1 part 1 can be found in the variable PGEMPLST_SCP_V1.

pgemplst_scp_v1 – Employment Status [W1T1]

? What is your current employment situation? (from: scp/w1_1/Q36:pempstat1[])

1	[1] Full-time employed	6573
2	[2] Part-time employed	2204
3	[3] Short-time work	59
4	[4] Working a 'mini-job'	460
5	[5] In first-time in-service training (betriebliche Erstausbildung)/apprenticeship (Lehre)	161
6	[6] In further education, retraining, further vocational training/rehabilitation	76
7	[7] On maternity/parental leave	302
8	[8] Registered unemployed	317
9	[9] In retirement/early retirement (Vorruhestand)	4680
10	[10] Attending school/(vocational) college/university	776
11	[11] Fulfilling my voluntary year/federal voluntary service/voluntary military service	31
12	[12] Homemaker	390
13	[13] None of the above	457
-1	[-1] No answer	109
-2	[-2] Does not apply	0
-3	[-3] Implausible value	0
-4	[-4] Inadmissible multiple response	152
-5	[-5] Not included in this version of the questionnaire	0
-6	[-6] Version of questionnaire with modified filtering	0
-7	[-7] Only available in less restricted edition	0
-8	[-8] Question not part of the survey program this year	17810
-9	[-9] Don't want to answer [only CAWI]	10
-10	[-10] Break-off [only CAWI]	270

In wave 1 part 1, the employment status was generated directly from the variable PEMPSTAT_V1. From wave 1 part 2 onwards, the employment status can be found in the variable PGEMPLST_SCP_V2.

pglfs_scp_v2 – Labour Force Status [since W1T2]

? What is the _highest_ school-leaving certificate that you've earned? (from: scp/w2/Q52:pedu01[])

? What is the `_highest_` educational qualification you've earned? (from: `scp/w2/Q53:pedu02`)

? Have you done any paid work during the last 7 days, even if it was only for an hour or a few hours? (from: `scp/w2/Q54:ppaidwork[]`)

? In what employment situation are you `_mainly_` at the moment? (from: `scp/w2/Q58:pempstat`)

? What is the `_highest_` school-leaving certificate that you've earned? (from: `scp/w2/Q84a:pedu01_n`)

? What is the `_highest_` educational qualification you've earned? (from: `scp/w2/Q85:pedu02_n`)

? Have you done any paid work during the last 7 days, even if it was only for an hour or a few hours? (from: `scp/w2/Q86:ppaidwork_n[]`)

? In what employment situation are you `_mainly_` at the moment? (from: `scp/w2/Q90:pempstat_n`)

1	[1] Non-working	1243
2	[2] NW, age 65 and older	3915
3	[3] NW, in education-train.	615
4	[4] NW, on parental leave	222
5	[5] NW, military-community service	9
6	[6] NW, unemployed	308
8	[8] NW, but sometimes sec. job	0
9	[9] NW, work but past 7 days	1052
10	[10] NW, but reg. sec. job	0
11	[11] Working	8157
12	[12] Working, but NW past 7 days	1742
-1	[-1] No answer	198
-2	[-2] Does not apply	0
-3	[-3] Implausible value	0
-4	[-4] Inadmissible multiple response	199
-5	[-5] Not included in this version of the questionnaire	0
-6	[-6] Version of questionnaire with modified filtering	0
-7	[-7] Only available in less restricted edition	0
-8	[-8] Question not part of the survey program this year	17027
-9	[-9] Don't want to answer [only CAWI]	13
-10	[-10] Break-off [only CAWI]	137

This variable is based on the survey question on current employment status, combined with additional information on activities of non-working individuals that comes from the variables PEDU01 and PEDU02 and the age of the respondent. It is designed to provide consistent longitudinal data on labour force participation across all waves.

PGLFS_SCP_V2 provides a differentiation between “working” (Code 11-12) and “non-working” (Code 1-9), categories which are constant over all waves. Non-employment is subdivided further in order to make it possible to efficiently apply different labour market concepts in studying the data.

For respondents who have multiple status codes and different values for this variable, the following hierarchy was used to determine which of the values would play the determining role (increasing dominance):

11 - working

- 1 - non-working without further information
- 2 - non-working, and older than 65
- 3 - non-working, and currently in a training program
- 6 - non-working, and registered unemployed
- 4 - non-working, on maternity leave
- 5 - non-working, in military/community service
- 9 - non-working, but working past 7 days
- 12 - working, but non-working past 7 days

Codes 9 and 12 are only assigned from wave 1 part 2 onwards. PGLFS_SCP_V2 supplements the variable PGEMPLST, which differentiates among persons who are employed.

The variables PEDU01 and PEDU02 were not asked in wave 1 part 2. Therefore, information from these variables from wave 1 part 1 is used for the generation.

pglfs_scp_v1 – Labour Force Status [W1T1]

? What is the _highest_ school-leaving certificate that you've earned? (from: scp/w1_1/Q34:pedu01[])

? What is the _highest_ educational qualification you've earned? (from: scp/w1_1/Q35:pedu02[])

? What is your current employment situation? (from: scp/w1_1/Q36:pempstat1[])

1	[1] Non-working	1341
2	[2] NW, age 65 and older	4133
3	[3] NW, in education-train.	918
4	[4] NW, on parental leave	302
5	[5] NW, military-community service	31
6	[6] NW, unemployed	317
11	[11] Working	9457
-1	[-1] No answer	105
-2	[-2] Does not apply	0
-3	[-3] Implausible value	0
-4	[-4] Inadmissible multiple response	143
-5	[-5] Not included in this version of the questionnaire	0
-6	[-6] Version of questionnaire with modified filtering	0
-7	[-7] Only available in less restricted edition	0
-8	[-8] Question not part of the survey program this year	17810
-9	[-9] Don't want to answer [only CAWI]	10
-10	[-10] Break-off [only CAWI]	270

This variable is based on the survey question on current employment status, combined with additional information on activities of non-working individuals that comes from the variables PEDU01 and PEDU02 and the age of the respondent. It is designed to provide consistent longitudinal data on labour force participation across all waves.

PGLFS_SCP_V1 provides a differentiation between “working” (Code 11-12) and “non-working” (Code 1-9), categories which are constant over all waves. Non-employment is subdivided further in order to make it possible to efficiently apply different labour market concepts in studying the data.

For respondents who have multiple status codes and different values for this variable, the following hierarchy was used to determine which of the values would play the determining role (increasing dominance):

- 11 - working
- 1 - non-working without further information
- 2 - non-working, and older than 65
- 3 - non-working, and currently in a training program
- 6 - non-working, and registered unemployed
- 4 - non-working, on maternity leave
- 5 - non-working, in military/community service
- 9 - non-working, but working past 7 days
- 12 - working, but non-working past 7 days

Codes 9 and 12 are only assigned from wave 1 part 2 onwards. PGLFS_SCP_V1 supplements the variable PGEMPLST, which differentiates among persons who are employed.

pgbetr_scp - Size of the Company

? In what employment situation are you *_mainly_* at the moment? (from: scp/w2/Q58:pempstat[])

? In what professional position are you *_mainly_* employed at the moment? (from: scp/w2/Q63:poccstat[])

? What kind of self-employed person are you? (from: scp/w2/Q64:pselfemp[])

? How many employees do you currently have? // employees: [...] (from: scp/w2/Q65:pnemploy[])

? Approximately how many people does the company employ as a whole?

This does not refer to a local unit of the company, but to the entire company. (from: scp/w2/Q73:pfirmsize[])

? In what employment situation are you *_mainly_* at the moment? (from: scp/w2/Q90:pempstat_n[])

? Approximately how many people does the company employ as a whole?

This does not refer to a local unit of the company, but to the entire company. (from: scp/w2/Q99:pfirmsize_n[])

? In what professional position are/were you *_primarily_* employed last? (from: scp/w2/Q103:poccstat_n[])

? What kind of self-employed person are/were you? (from: scp/w2/Q104:pselfemp_n[])

? How many employees do you currently have or have you had recently? // employees: [...] (from: scp/w2/Q105:pnemploy_n[])

1	[1] 1-4 employees	286
2	[2] 5-10 employees	296
3	[3] 11-19 employees	331
4	[4] 20-99 employees	720
5	[5] 100-199 employees	411
6	[6] 200-1999 employees	1113
7	[7] 2000+ employees	1435
8	[8] Self-employed without employees	178
-1	[-1] No answer	61
-2	[-2] Does not apply	3793
-3	[-3] Implausible value	0
-4	[-4] Inadmissible multiple response	4
-5	[-5] Not included in this version of the questionnaire	0
-6	[-6] Version of questionnaire with modified filtering	0

-7	[-7] Only available in less restricted edition	0
-8	[-8] Question not part of the survey program this year	26195
-9	[-9] Don't want to answer [only CAWI]	13
-10	[-10] Break-off [only CAWI]	1

This variable provides data on the total size of the company for all working respondents (including employees and self-employed). The information is obtained by a question about the number of people employed in the entire company, referring to all company sites, not just the local branch. The main input variable is PFIRMSIZE for employed and PNEMPLOY for self-employed respondents.

5 Education

pgiscsed11_scp – Highest degree/diploma attained (ISCED-2011)

? What is the _highest_ school-leaving certificate that you've earned? (from: scp/w2/Q52:pedu01
[])

? What is the _highest_ educational qualification you've earned? (from: scp/w2/Q53:pedu02
[])

? What is the _highest_ school-leaving certificate that you've earned? (from: scp/w2/Q84a:pedu01_n
[])

? What is the _highest_ educational qualification you've earned? (from: scp/w2/Q85:pedu02_n
[])

0	[0] In school	66
1	[1] Primary education	178
2	[2] Lower sec. education	889
3	[3] Upper sec. education	1845
4	[4] Post-sec. non-tertiary education	11546
5	[5] Short-cycle tertiary education	0
6	[6] Bachelors or equivalent level	4742
7	[7] Masters or equivalent level	5322
8	[8] Doctoral or equivalent level	635
-1	[-1] No answer	74
-2	[-2] Does not apply	0
-3	[-3] Implausible value	0
-4	[-4] Inadmissible multiple response	0
-5	[-5] Not included in this version of the questionnaire	0
-6	[-6] Version of questionnaire with modified filtering	0
-7	[-7] Only available in less restricted edition	0
-8	[-8] Question not part of the survey program this year	9168
-9	[-9] Don't want to answer [only CAWI]	15
-10	[-10] Break-off [only CAWI]	357

The educational variable classifies all correspondents' educational degrees according to the "International Standard Classification of Education (ISCED)" of 2011 in order to make degrees internationally comparable. The variable is generated onwards taking into account degrees and diplomas attained in both general schooling and in vocational/university education

and indicates the highest degree obtained. The fifth option „Short-cycle tertiary education“ cannot be generated because the information was not surveyed.

pgiscsed97_scp – Highest degree/diploma attained (ISCED-1997)

? What is the _highest_ school-leaving certificate that you've earned? (from: scp/w2/Q52:pedu01

)

? What is the _highest_ educational qualification you've earned? (from: scp/w2/Q53:pedu02

)

? What is the _highest_ school-leaving certificate that you've earned? (from: scp/w2/Q84a:pedu01_n

)

? What is the _highest_ educational qualification you've earned? (from: scp/w2/Q85:pedu02_n

)

0	[0] In school	66
1	[1] Inadequately	178
2	[2] General elementary	889
3	[3] Middle vocational	9948
4	[4] Vocational + Abitur	2063
5	[5] Higher vocational	11444
6	[6] Higher education	635
-1	[-1] No answer	74
-2	[-2] Does not apply	0
-3	[-3] Implausible value	0
-4	[-4] Inadmissible multiple response	0
-5	[-5] Not included in this version of the questionnaire	0
-6	[-6] Version of questionnaire with modified filtering	0
-7	[-7] Only available in less restricted edition	0
-8	[-8] Question not part of the survey program this year	9168
-9	[-9] Don't want to answer [only CAWI]	15
-10	[-10] Break-off [only CAWI]	357

This variable contains the highest degree/diploma attained, taking into account degrees and diplomas attained in both general schooling and in vocational and university education. Here, higher-level vocational and university certificates override lower-level school diplomas. Persons who, for example, have no values for the variables on secondary school degrees/diplomas but state that they have a university degree are placed in the highest ISCED category.

pgcasmin_scp – Highest degree/diploma attained (CASMIN)

? What is the _highest_ school-leaving certificate that you've earned? (from: scp/w2/Q52:pedu01

)

? What is the _highest_ educational qualification you've earned? (from: scp/w2/Q53:pedu02

)

? What is the _highest_ school-leaving certificate that you've earned? (from: scp/w2/Q84a:pedu01_n

)

? What is the _highest_ educational qualification you've earned? (from: scp/w2/Q85:pedu02_n

)

0	[0] (0) In school	85
1	[1] (1a) Inadequately completed	248
2	[2] (1b) General elementary school	594
3	[3] (1c) Basic vocational qualification	3250
4	[4] (2b) Intermediate general qualification	557
5	[5] (2a) Intermediate vocational	7301
6	[6] (2c_gen) General maturity certificate	1656
7	[7] (2c_voc) Vocational maturity certificate	3999
8	[8] (3a) Lower/higher tertiary education	7468
-1	[-1] No answer	102
-2	[-2] Does not apply	0
-3	[-3] Implausible value	34
-4	[-4] Inadmissible multiple response	0
-5	[-5] Not included in this version of the questionnaire	0
-6	[-6] Version of questionnaire with modified filtering	0
-7	[-7] Only available in less restricted edition	0
-8	[-8] Question not part of the survey program this year	9168
-9	[-9] Don't want to answer [only CAWI]	18
-10	[-10] Break-off [only CAWI]	357

Alternatively to PGISCED11_SCP, with PGCASMIN_SCP another educational variable is generated that enables comparisons with international educational degrees/diplomas and is based on the modified CASMIN classification scheme (Comparative Analysis of Social Mobility in Industrial Nations). Taken into account are both secondary-level and university/college-level degrees and diplomas. As with ISCED, the higher-level occupational degrees override the lower-level secondary school degrees.

pgbilzeit_scp – Amount of Education or Train. in Years

? What is the _highest_ school-leaving certificate that you've earned? (from: scp/w2/Q52:pedu01

))

? What is the _highest_ educational qualification you've earned? (from: scp/w2/Q53:pedu02

))

? What is the _highest_ school-leaving certificate that you've earned? (from: scp/w2/Q84a:pedu01_n

))

? What is the _highest_ educational qualification you've earned? (from: scp/w2/Q85:pedu02_n

))

7	178
8	8
8.5	57
9	446
10	548
10.5	2796
11	231
11.5	6053
12	504
13	2739
13.5	966

14	209
14.5	1452
15	1313
16	1888
17	587
18	4452
20	16
21	595
-1 [-1] No answer	108
-2 [-2] Does not apply	92
-3 [-3] Implausible value	54
-4 [-4] Inadmissible multiple response	1
-5 [-5] Not included in this version of the questionnaire	0
-6 [-6] Version of questionnaire with modified filtering	0
-7 [-7] Only available in less restricted edition	0
-8 [-8] Question not part of the survey program this year	9168
-9 [-9] Don't want to answer [only CAWI]	19
-10 [-10] Break-off [only CAWI]	357

In this variable, school years (PEDU01) and years spent in additional vocational training (PEDU02) are added together. The number of years is derived from the degrees according to the following lists, based on the IAB PASS study:

Schooling:

No degree = 7 years

Lower school degree = 9 years

Intermediary school degree = 10 years

Degree for a prof. college = 12 years

High school degree = 13 years

Other = 10 years

Additional occupational training (includes universities):

Training as a semi-skilled worker = 1 year

Apprenticeship, vocational school, school for health care occupations = 1.5 years

Master craftsman certificate, vocational academy = 3 years

Bachelor's degree = 3 years

Master's degree = 5 years

Ph.D. = 8 years

If the respondent is still in occupational training or does not give information on their occupational training, only school years are counted.

6 Milieu Classifications

pgriscmilieu – Milieu membership

? What is the _highest_ school-leaving certificate that you've earned? (from: scp/w1_1/Q34:pedu01[])

? What is the _highest_ educational qualification you've earned? (from: scp/w1_1/Q35:pedu02[])

? Here we briefly describe some people. Please read each description and think about how much each person is or is not like you. Tick the box that shows how much the person in

the description is like you. // Thinking up new ideas and being creative is important to the person. He or she likes to do things in his or her own original way. (from: scp/w1_2/Q24:pschwartz01[])

? Here we briefly describe some people. Please read each description and think about how much each person is or is not like you. Tick the box that shows how much the person in the description is like you. // It is important to this person to be rich. He or she wants to have a lot of money and expensive things. (from: scp/w1_2/Q24:pschwartz02[])

? Here we briefly describe some people. Please read each description and think about how much each person is or is not like you. Tick the box that shows how much the person in the description is like you. // This person thinks it is important that every person in the world be treated equally. He or she wants justice for everybody, even for people he or she doesn't know. (from: scp/w1_2/Q24:pschwartz03[])

? Here we briefly describe some people. Please read each description and think about how much each person is or is not like you. Tick the box that shows how much the person in the description is like you. // It is very important to this person to show his or her abilities. He or she wants people to admire what he or she does. (from: scp/w1_2/Q24:pschwartz04[])

? Here we briefly describe some people. Please read each description and think about how much each person is or is not like you. Tick the box that shows how much the person in the description is like you. // It is important to this person to live in secure surroundings. He or she avoids anything that might endanger his or her safety. (from: scp/w1_2/Q24:pschwartz05[])

? Here we briefly describe some people. Please read each description and think about how much each person is or is not like you. Tick the box that shows how much the person in the description is like you. // This person likes surprises and is always looking for new things to do. He or she thinks it is important to do lots of different things in life. (from: scp/w1_2/Q24:pschwartz06[])

? Here we briefly describe some people. Please read each description and think about how much each person is or is not like you. Tick the box that shows how much the person in the description is like you. // This person believes that people should do what they're told. He or she thinks people should follow rules at all times, even when no-one is watching. (from: scp/w1_2/Q24:pschwartz07[])

? Here we briefly describe some people. Please read each description and think about how much each person is or is not like you. Tick the box that shows how much the person in the description is like you. // It is important to this person to listen to people who are different from him or her. Even when he or she disagrees with them, he or she still wants to understand them. (from: scp/w1_2/Q24:pschwartz08[])

? Here we briefly describe some people. Please read each description and think about how much each person is or is not like you. Tick the box that shows how much the person in the description is like you. // It is important to this person to be humble and modest. He or she tries not to draw attention to him- or herself. (from: scp/w1_2/Q24:pschwartz09[])

? Here we briefly describe some people. Please read each description and think about how much each person is or is not like you. Tick the box that shows how much the person in the description is like you. // Having a good time is important to this person. He or she likes to "spoil" him- or herself. (from: scp/w1_2/Q24:pschwartz10[])

? Here we briefly describe some people. Please read each description and think about how much each person is or is not like you. Tick the box that shows how much the person in the description is like you. // It is important to this person to make his or her own decisions about what he or she does. He or she likes to be free and not depend on others. (from: scp/w1_2/Q24:pschwartz11[])

? Here we briefly describe some people. Please read each description and think about how much each person is or is not like you. Tick the box that shows how much the person in the description is like you. // It is very important to this person to help the people around him or her. He or she wants to care for their well-being. (from: scp/w1_2/Q24:pschwartz12[])

? Here we briefly describe some people. Please read each description and think about how much each person is or is not like you. Tick the box that shows how much the person in the description is like you. // Being very successful is important to this person. He or she hopes people will recognize his or her achievements. (from: scp/w1_2/Q24:pschwartz13[])

? Here we briefly describe some people. Please read each description and think about how much each person is or is not like you. Tick the box that shows how much the person in the description is like you. // It is important to this person that the government insures his or her safety against all threats. He or she wants the state to be strong so it can defend its citizens. (from: scp/w1_2/Q24:pschwartz14[])

? Here we briefly describe some people. Please read each description and think about how much each person is or is not like you. Tick the box that shows how much the person in the description is like you. // This person looks for adventures and likes to take risks. He or she wants to have an exciting life. (from: scp/w1_2/Q24:pschwartz15[])

? Here we briefly describe some people. Please read each description and think about how much each person is or is not like you. Tick the box that shows how much the person in the description is like you. // It is important to this person always to behave properly. He or she wants to avoid doing anything people would say is wrong. (from: scp/w1_2/Q24:pschwartz16[])

? Here we briefly describe some people. Please read each description and think about how much each person is or is not like you. Tick the box that shows how much the person in the description is like you. // It is important to this person to be in charge and tell others what to do. He or she wants people to do what he or she says. (from: scp/w1_2/Q24:pschwartz17[])

? Here we briefly describe some people. Please read each description and think about how much each person is or is not like you. Tick the box that shows how much the person in the description is like you. // It is important to this person to be loyal to his or her friends. He or she wants to devote himself or herself to people close to him or her. (from: scp/w1_2/Q24:pschwartz18[])

? Here we briefly describe some people. Please read each description and think about how much each person is or is not like you. Tick the box that shows how much the person in the description is like you. // This person strongly believes that people should care for nature. Looking after the environment is important to him or her. (from: scp/w1_2/Q24:pschwartz19[])

? Here we briefly describe some people. Please read each description and think about how much each person is or is not like you. Tick the box that shows how much the person in the description is like you. // Tradition is important to this person. He or she tries to follow the customs handed down by his or her religion or family. (from: scp/w1_2/Q24:pschwartz20[])

? Here we briefly describe some people. Please read each description and think about how much each person is or is not like you. Tick the box that shows how much the person in the description is like you. // This person seeks every chance he or she can to have fun. It is important to him or her to do things that give him or her pleasure. (from: scp/w1_2/Q24:pschwartz21[])

1	[1] Humanist milieu	1878
2	[2] Individualist milieu	598
3	[3] Conservative milieu	896

4	[4] Pluralist milieu	881
5	[5] Solidarist milieu	579
6	[6] Considerate milieu	1252
7	[7] Hard-working milieu	1500
8	[8] Rooted milieu	1584
-1	[-1] No answer	0
-2	[-2] Does not apply	0
-3	[-3] Implausible value	0
-4	[-4] Inadmissible multiple response	0
-5	[-5] Not included in this version of the questionnaire	0
-6	[-6] Version of questionnaire with modified filtering	0
-7	[-7] Only available in less restricted edition	0
-8	[-8] Question not part of the survey program this year	25669
-9	[-9] Don't want to answer [only CAWI]	0
-10	[-10] Break-off [only CAWI]	0

This variable provides data on the participants' modal milieu membership to one of eight RISC-milieus (<https://fgz-risc-data.de/interaktive-tools/milieu-rechner/>). It contains the milieu with the highest membership probability. Milieu membership was calculated based on the participants' highest level of education (pedu01 and pedu02), net household income (hh-hincnet) weighted by household members (hhhsz), and reported importance of Schwartz values (pschwartz01-pschwartz21). Milieus were classified according to the RISC milieu model based on latent class analysis (Groh-Samberg et al., 2023).

Groh-Samberg, O., Schröder, T. & Speer, A. (2023). Social Milieus and Social Integration. From Theoretical Considerations to an Empirical Model. *Kölner Zeitschrift für Soziologie und Sozialpsychologie*, 75 (Suppl 1), 305–329. <https://doi.org/10.1007/s11577-023-00892-5>

pgriscm01 – Membership: Humanist Milieu

? What is the _highest_ school-leaving certificate that you've earned? (from: scp/w1_1/Q34:pedu01[])

? What is the _highest_ educational qualification you've earned? (from: scp/w1_1/Q35:pedu02[])

? Here we briefly describe some people. Please read each description and think about how much each person is or is not like you. Tick the box that shows how much the person in the description is like you. // Thinking up new ideas and being creative is important to the person. He or she likes to do things in his or her own original way. (from: scp/w1_2/Q24:pschwartz01[])

? Here we briefly describe some people. Please read each description and think about how much each person is or is not like you. Tick the box that shows how much the person in the description is like you. // It is important to this person to be rich. He or she wants to have a lot of money and expensive things. (from: scp/w1_2/Q24:pschwartz02[])

? Here we briefly describe some people. Please read each description and think about how much each person is or is not like you. Tick the box that shows how much the person in the description is like you. // This person thinks it is important that every person in the world be treated equally. He or she wants justice for everybody, even for people he or she doesn't know. (from: scp/w1_2/Q24:pschwartz03[])

? Here we briefly describe some people. Please read each description and think about how much each person is or is not like you. Tick the box that shows how much the person in the

description is like you. // It is very important to this person to show his or her abilities. He or she wants people to admire what he or she does. (from: scp/w1_2/Q24:pschwartz04[])

? Here we briefly describe some people. Please read each description and think about how much each person is or is not like you. Tick the box that shows how much the person in the description is like you. // It is important to this person to live in secure surroundings. He or she avoids anything that might endanger his or her safety. (from: scp/w1_2/Q24:pschwartz05[])

? Here we briefly describe some people. Please read each description and think about how much each person is or is not like you. Tick the box that shows how much the person in the description is like you. // This person likes surprises and is always looking for new things to do. He or she thinks it is important to do lots of different things in life. (from: scp/w1_2/Q24:pschwartz06[])

? Here we briefly describe some people. Please read each description and think about how much each person is or is not like you. Tick the box that shows how much the person in the description is like you. // This person believes that people should do what they're told. He or she thinks people should follow rules at all times, even when no-one is watching. (from: scp/w1_2/Q24:pschwartz07[])

? Here we briefly describe some people. Please read each description and think about how much each person is or is not like you. Tick the box that shows how much the person in the description is like you. // It is important to this person to listen to people who are different from him or her. Even when he or she disagrees with them, he or she still wants to understand them. (from: scp/w1_2/Q24:pschwartz08[])

? Here we briefly describe some people. Please read each description and think about how much each person is or is not like you. Tick the box that shows how much the person in the description is like you. // It is important to this person to be humble and modest. He or she tries not to draw attention to him- or herself. (from: scp/w1_2/Q24:pschwartz09[])

? Here we briefly describe some people. Please read each description and think about how much each person is or is not like you. Tick the box that shows how much the person in the description is like you. // Having a good time is important to this person. He or she likes to "spoil" him- or herself. (from: scp/w1_2/Q24:pschwartz10[])

? Here we briefly describe some people. Please read each description and think about how much each person is or is not like you. Tick the box that shows how much the person in the description is like you. // It is important to this person to make his or her own decisions about what he or she does. He or she likes to be free and not depend on others. (from: scp/w1_2/Q24:pschwartz11[])

? Here we briefly describe some people. Please read each description and think about how much each person is or is not like you. Tick the box that shows how much the person in the description is like you. // It is very important to this person to help the people around him or her. He or she wants to care for their well-being. (from: scp/w1_2/Q24:pschwartz12[])

? Here we briefly describe some people. Please read each description and think about how much each person is or is not like you. Tick the box that shows how much the person in the description is like you. // Being very successful is important to this person. He or she hopes people will recognize his or her achievements. (from: scp/w1_2/Q24:pschwartz13[])

? Here we briefly describe some people. Please read each description and think about how much each person is or is not like you. Tick the box that shows how much the person in the description is like you. // It is important to this person that the government insures his or her safety against all threats. He or she wants the state to be strong so it can defend its citizens. (from: scp/w1_2/Q24:pschwartz14[])

? Here we briefly describe some people. Please read each description and think about how much each person is or is not like you. Tick the box that shows how much the person in the description is like you. // This person looks for adventures and likes to take risks. He or she wants to have an exciting life. (from: scp/w1_2/Q24:pschwartz15[])

? Here we briefly describe some people. Please read each description and think about how much each person is or is not like you. Tick the box that shows how much the person in the description is like you. // It is important to this person always to behave properly. He or she wants to avoid doing anything people would say is wrong. (from: scp/w1_2/Q24:pschwartz16[])

? Here we briefly describe some people. Please read each description and think about how much each person is or is not like you. Tick the box that shows how much the person in the description is like you. // It is important to this person to be in charge and tell others what to do. He or she wants people to do what he or she says. (from: scp/w1_2/Q24:pschwartz17[])

? Here we briefly describe some people. Please read each description and think about how much each person is or is not like you. Tick the box that shows how much the person in the description is like you. // It is important to this person to be loyal to his or her friends. He or she wants to devote himself or herself to people close to him or her. (from: scp/w1_2/Q24:pschwartz18[])

? Here we briefly describe some people. Please read each description and think about how much each person is or is not like you. Tick the box that shows how much the person in the description is like you. // This person strongly believes that people should care for nature. Looking after the environment is important to him or her. (from: scp/w1_2/Q24:pschwartz19[])

? Here we briefly describe some people. Please read each description and think about how much each person is or is not like you. Tick the box that shows how much the person in the description is like you. // Tradition is important to this person. He or she tries to follow the customs handed down by his or her religion or family. (from: scp/w1_2/Q24:pschwartz20[])

? Here we briefly describe some people. Please read each description and think about how much each person is or is not like you. Tick the box that shows how much the person in the description is like you. // This person seeks every chance he or she can to have fun. It is important to him or her to do things that give him or her pleasure. (from: scp/w1_2/Q24:pschwartz21[])

0.0000000000000392626	1
0.0000000000000402713	1
0.000000000000024679	1
0.0000000000000553102	1
0.0000000000000728631	1
0.0000000000000887238	1
0.000000000195856	1
0.000000000219634	1
0.000000000242079	1
0.000000000309495	1
0.000000000552238	1
0.000000000949995	1
0.00000000100652	1
0.00000000110158	1
0.00000000132665	1
...	(9096 rows omitted)
0.99839	9148
	1

0.998697		1
0.998841		1
0.998982		1
0.999234		1
-1	[-1] No answer	0
-2	[-2] Does not apply	0
-3	[-3] Implausible value	0
-4	[-4] Inadmissible multiple response	0
-5	[-5] Not included in this version of the questionnaire	0
-6	[-6] Version of questionnaire with modified filtering	0
-7	[-7] Only available in less restricted edition	0
-8	[-8] Question not part of the survey program this year	25669
-9	[-9] Don't want to answer [only CAWI]	0
-10	[-10] Break-off [only CAWI]	0

This variable provides data on the participants' probabilistic milieu membership to one of eight RISC-milieus: the humanist milieu (<https://fgz-risc-data.de/interaktive-tools/milieu-rechner/>). It contains the probability of belonging to this milieu. Milieu membership was calculated based on the participants' highest level of education (pedu01 and pedu02), net household income (hhhincnet) weighted by household members (hhhsz), and reported importance of Schwartz values (pschwartz01-pschwartz21). Milieus were classified according to the RISC milieu model based on latent class analysis (Groh-Samberg et al., 2023). Groh-Samberg, O., Schröder, T. & Speer, A. (2023). Social Milieus and Social Integration. From Theoretical Considerations to an Empirical Model. *Kölner Zeitschrift für Soziologie und Sozialpsychologie*, 75 (Suppl 1), 305–329. <https://doi.org/10.1007/s11577-023-00892-5>

pggriscm02 – Membership: Individualist Milieu

? What is the _highest_ school-leaving certificate that you've earned? (from: scp/w1_1/Q34:pedu01[])

? What is the _highest_ educational qualification you've earned? (from: scp/w1_1/Q35:pedu02[])

? Here we briefly describe some people. Please read each description and think about how much each person is or is not like you. Tick the box that shows how much the person in the description is like you. // Thinking up new ideas and being creative is important to the person. He or she likes to do things in his or her own original way. (from: scp/w1_2/Q24:pschwartz01[])

? Here we briefly describe some people. Please read each description and think about how much each person is or is not like you. Tick the box that shows how much the person in the description is like you. // It is important to this person to be rich. He or she wants to have a lot of money and expensive things. (from: scp/w1_2/Q24:pschwartz02[])

? Here we briefly describe some people. Please read each description and think about how much each person is or is not like you. Tick the box that shows how much the person in the description is like you. // This person thinks it is important that every person in the world be treated equally. He or she wants justice for everybody, even for people he or she doesn't know. (from: scp/w1_2/Q24:pschwartz03[])

? Here we briefly describe some people. Please read each description and think about how much each person is or is not like you. Tick the box that shows how much the person in the

description is like you. // It is very important to this person to show his or her abilities. He or she wants people to admire what he or she does. (from: scp/w1_2/Q24:pschwartz04[])

? Here we briefly describe some people. Please read each description and think about how much each person is or is not like you. Tick the box that shows how much the person in the description is like you. // It is important to this person to live in secure surroundings. He or she avoids anything that might endanger his or her safety. (from: scp/w1_2/Q24:pschwartz05[])

? Here we briefly describe some people. Please read each description and think about how much each person is or is not like you. Tick the box that shows how much the person in the description is like you. // This person likes surprises and is always looking for new things to do. He or she thinks it is important to do lots of different things in life. (from: scp/w1_2/Q24:pschwartz06[])

? Here we briefly describe some people. Please read each description and think about how much each person is or is not like you. Tick the box that shows how much the person in the description is like you. // This person believes that people should do what they're told. He or she thinks people should follow rules at all times, even when no-one is watching. (from: scp/w1_2/Q24:pschwartz07[])

? Here we briefly describe some people. Please read each description and think about how much each person is or is not like you. Tick the box that shows how much the person in the description is like you. // It is important to this person to listen to people who are different from him or her. Even when he or she disagrees with them, he or she still wants to understand them. (from: scp/w1_2/Q24:pschwartz08[])

? Here we briefly describe some people. Please read each description and think about how much each person is or is not like you. Tick the box that shows how much the person in the description is like you. // It is important to this person to be humble and modest. He or she tries not to draw attention to him- or herself. (from: scp/w1_2/Q24:pschwartz09[])

? Here we briefly describe some people. Please read each description and think about how much each person is or is not like you. Tick the box that shows how much the person in the description is like you. // Having a good time is important to this person. He or she likes to "spoil" him- or herself. (from: scp/w1_2/Q24:pschwartz10[])

? Here we briefly describe some people. Please read each description and think about how much each person is or is not like you. Tick the box that shows how much the person in the description is like you. // It is important to this person to make his or her own decisions about what he or she does. He or she likes to be free and not depend on others. (from: scp/w1_2/Q24:pschwartz11[])

? Here we briefly describe some people. Please read each description and think about how much each person is or is not like you. Tick the box that shows how much the person in the description is like you. // It is very important to this person to help the people around him or her. He or she wants to care for their well-being. (from: scp/w1_2/Q24:pschwartz12[])

? Here we briefly describe some people. Please read each description and think about how much each person is or is not like you. Tick the box that shows how much the person in the description is like you. // Being very successful is important to this person. He or she hopes people will recognize his or her achievements. (from: scp/w1_2/Q24:pschwartz13[])

? Here we briefly describe some people. Please read each description and think about how much each person is or is not like you. Tick the box that shows how much the person in the description is like you. // It is important to this person that the government insures his or her safety against all threats. He or she wants the state to be strong so it can defend its citizens. (from: scp/w1_2/Q24:pschwartz14[])

? Here we briefly describe some people. Please read each description and think about how much each person is or is not like you. Tick the box that shows how much the person in the description is like you. // This person looks for adventures and likes to take risks. He or she wants to have an exciting life. (from: scp/w1_2/Q24:pschwartz15fj)

? Here we briefly describe some people. Please read each description and think about how much each person is or is not like you. Tick the box that shows how much the person in the description is like you. // It is important to this person always to behave properly. He or she wants to avoid doing anything people would say is wrong. (from: *scp/w1_2/Q24:pschwartz16*)

Here we briefly describe some people. Please read each description and think about how much each person is or is not like you. Tick the box that shows how much the person in the description is like you. // It is important to this person to be in charge and tell others what to do. He or she wants people to do what he or she says. (from: scp/w1_2/Q24:pschwartz17[])

? Here we briefly describe some people. Please read each description and think about how much each person is or is not like you. Tick the box that shows how much the person in the description is like you. // It is important to this person to be loyal to his or her friends. He or she wants to devote himself or herself to people close to him or her. (from: scp/w1_2/Q24:pschwartz18[])

? Here we briefly describe some people. Please read each description and think about how much each person is or is not like you. Tick the box that shows how much the person in the description is like you. // This person strongly believes that people should care for nature. Looking after the environment is important to him or her. (from: [scp/w1_2/Q24:pschwarz19](#))

? Here we briefly describe some people. Please read each description and think about how much each person is or is not like you. Tick the box that shows how much the person in the description is like you. // Tradition is important to this person. He or she tries to follow the customs handed down by his or her religion or family. (from: scp/w1_2/Q24:pschwartz20ff)

? Here we briefly describe some people. Please read each description and think about how much each person is or is not like you. Tick the box that shows how much the person in the description is like you. // This person seeks every chance he or she can to have fun. It is important to him or her to do things that give him or her pleasure. (from: scp/w1_2/Q24:pschwartz21[])

[illegible]

0.999992		1
0.999994		1
0.999995		1
1		1
-1	[-1] No answer	0
-2	[-2] Does not apply	0
-3	[-3] Implausible value	0
-4	[-4] Inadmissible multiple response	0
-5	[-5] Not included in this version of the questionnaire	0
-6	[-6] Version of questionnaire with modified filtering	0
-7	[-7] Only available in less restricted edition	0
-8	[-8] Question not part of the survey program this year	25669
-9	[-9] Don't want to answer [only CAWI]	0
-10	[-10] Break-off [only CAWI]	0

This variable provides data on the participants' probabilistic milieu membership to one of eight RISC-milieus: the individualist milieu (<https://fgz-risc-data.de/interaktive-tools/milieu-rechner/>). It contains the probability of belonging to this milieu. Milieu membership was calculated based on the participants' highest level of education (pedu01 and pedu02), net household income (hhhincnet) weighted by household members (hhhsz), and reported importance of Schwartz values (pschwartz01-pschwartz21). Milieus were classified according to the RISC milieu model based on latent class analysis (Groh-Samberg et al., 2023). Groh-Samberg, O., Schröder, T. & Speer, A. (2023). Social Milieus and Social Integration. From Theoretical Considerations to an Empirical Model. *Kölner Zeitschrift für Soziologie und Sozialpsychologie*, 75 (Suppl 1), 305–329. <https://doi.org/10.1007/s11577-023-00892-5>

pgriscm03 – Membership: Conservative Milieu

- ? What is the _highest_ school-leaving certificate that you've earned? (from: scp/w1_1/Q34:pedu01[])
- ? What is the _highest_ educational qualification you've earned? (from: scp/w1_1/Q35:pedu02[])
- ? Here we briefly describe some people. Please read each description and think about how much each person is or is not like you. Tick the box that shows how much the person in the description is like you. // Thinking up new ideas and being creative is important to the person. He or she likes to do things in his or her own original way. (from: scp/w1_2/Q24:pschwartz01[])
- ? Here we briefly describe some people. Please read each description and think about how much each person is or is not like you. Tick the box that shows how much the person in the description is like you. // It is important to this person to be rich. He or she wants to have a lot of money and expensive things. (from: scp/w1_2/Q24:pschwartz02[])
- ? Here we briefly describe some people. Please read each description and think about how much each person is or is not like you. Tick the box that shows how much the person in the description is like you. // This person thinks it is important that every person in the world be treated equally. He or she wants justice for everybody, even for people he or she doesn't know. (from: scp/w1_2/Q24:pschwartz03[])
- ? Here we briefly describe some people. Please read each description and think about how much each person is or is not like you. Tick the box that shows how much the person in the

description is like you. // It is very important to this person to show his or her abilities. He or she wants people to admire what he or she does. (from: scp/w1_2/Q24:pschwartz04[])

? Here we briefly describe some people. Please read each description and think about how much each person is or is not like you. Tick the box that shows how much the person in the description is like you. // It is important to this person to live in secure surroundings. He or she avoids anything that might endanger his or her safety. (from: scp/w1_2/Q24:pschwartz05[])

? Here we briefly describe some people. Please read each description and think about how much each person is or is not like you. Tick the box that shows how much the person in the description is like you. // This person likes surprises and is always looking for new things to do. He or she thinks it is important to do lots of different things in life. (from: scp/w1_2/Q24:pschwartz06[])

? Here we briefly describe some people. Please read each description and think about how much each person is or is not like you. Tick the box that shows how much the person in the description is like you. // This person believes that people should do what they're told. He or she thinks people should follow rules at all times, even when no-one is watching. (from: scp/w1_2/Q24:pschwartz07[])

? Here we briefly describe some people. Please read each description and think about how much each person is or is not like you. Tick the box that shows how much the person in the description is like you. // It is important to this person to listen to people who are different from him or her. Even when he or she disagrees with them, he or she still wants to understand them. (from: scp/w1_2/Q24:pschwartz08[])

? Here we briefly describe some people. Please read each description and think about how much each person is or is not like you. Tick the box that shows how much the person in the description is like you. // It is important to this person to be humble and modest. He or she tries not to draw attention to him- or herself. (from: scp/w1_2/Q24:pschwartz09[])

? Here we briefly describe some people. Please read each description and think about how much each person is or is not like you. Tick the box that shows how much the person in the description is like you. // Having a good time is important to this person. He or she likes to "spoil" him- or herself. (from: scp/w1_2/Q24:pschwartz10[])

? Here we briefly describe some people. Please read each description and think about how much each person is or is not like you. Tick the box that shows how much the person in the description is like you. // It is important to this person to make his or her own decisions about what he or she does. He or she likes to be free and not depend on others. (from: scp/w1_2/Q24:pschwartz11[])

? Here we briefly describe some people. Please read each description and think about how much each person is or is not like you. Tick the box that shows how much the person in the description is like you. // It is very important to this person to help the people around him or her. He or she wants to care for their well-being. (from: scp/w1_2/Q24:pschwartz12[])

? Here we briefly describe some people. Please read each description and think about how much each person is or is not like you. Tick the box that shows how much the person in the description is like you. // Being very successful is important to this person. He or she hopes people will recognize his or her achievements. (from: scp/w1_2/Q24:pschwartz13[])

? Here we briefly describe some people. Please read each description and think about how much each person is or is not like you. Tick the box that shows how much the person in the description is like you. // It is important to this person that the government insures his or her safety against all threats. He or she wants the state to be strong so it can defend its citizens. (from: scp/w1_2/Q24:pschwartz14[])

? Here we briefly describe some people. Please read each description and think about how much each person is or is not like you. Tick the box that shows how much the person in the description is like you. // This person looks for adventures and likes to take risks. He or she wants to have an exciting life. (from: scp/w1_2/Q24:pschwartz15[])

? Here we briefly describe some people. Please read each description and think about how much each person is or is not like you. Tick the box that shows how much the person in the description is like you. // It is important to this person always to behave properly. He or she wants to avoid doing anything people would say is wrong. (from: scp/w1_2/Q24:pschwartz16[])

? Here we briefly describe some people. Please read each description and think about how much each person is or is not like you. Tick the box that shows how much the person in the description is like you. // It is important to this person to be in charge and tell others what to do. He or she wants people to do what he or she says. (from: scp/w1_2/Q24:pschwartz17[])

? Here we briefly describe some people. Please read each description and think about how much each person is or is not like you. Tick the box that shows how much the person in the description is like you. // It is important to this person to be loyal to his or her friends. He or she wants to devote himself or herself to people close to him or her. (from: scp/w1_2/Q24:pschwartz18[])

? Here we briefly describe some people. Please read each description and think about how much each person is or is not like you. Tick the box that shows how much the person in the description is like you. // This person strongly believes that people should care for nature. Looking after the environment is important to him or her. (from: scp/w1_2/Q24:pschwartz19[])

? Here we briefly describe some people. Please read each description and think about how much each person is or is not like you. Tick the box that shows how much the person in the description is like you. // Tradition is important to this person. He or she tries to follow the customs handed down by his or her religion or family. (from: scp/w1_2/Q24:pschwartz20[])

? Here we briefly describe some people. Please read each description and think about how much each person is or is not like you. Tick the box that shows how much the person in the description is like you. // This person seeks every chance he or she can to have fun. It is important to him or her to do things that give him or her pleasure. (from: scp/w1_2/Q24:pschwartz21[])

0.000000000000000000064983	1
0.000000000000000000078067	1
0.00000000000000000001801	1
0.0000000000000000000182819	1
0.0000000000000000000297295	1
0.0000000000000000000342668	1
0.0000000000000000000524978	1
0.0000000000000000000435254	1
0.0000000000000000000555148	1
0.0000000000000000000915387	1
0.0000000000000000000102441	1
0.0000000000000000000141465	1
0.0000000000000000000175721	1
0.0000000000000000000262362	1
0.0000000000000000000306783	1
...	(9089 rows omitted)
0.999971	1
	9148

0.999973		1
0.99999		1
0.999993		1
0.999994		1
-1	[-1] No answer	0
-2	[-2] Does not apply	0
-3	[-3] Implausible value	0
-4	[-4] Inadmissible multiple response	0
-5	[-5] Not included in this version of the questionnaire	0
-6	[-6] Version of questionnaire with modified filtering	0
-7	[-7] Only available in less restricted edition	0
-8	[-8] Question not part of the survey program this year	25669
-9	[-9] Don't want to answer [only CAWI]	0
-10	[-10] Break-off [only CAWI]	0

This variable provides data on the participants' probabilistic milieu membership to one of eight RISC-milieus: the conservative milieu (<https://fgz-risc-data.de/interaktive-tools/milieu-rechner/>). It contains the probability of belonging to this milieu. Milieu membership was calculated based on the participants' highest level of education (pedu01 and pedu02), net household income (hhhincnet) weighted by household members (hhhsizes), and reported importance of Schwartz values (pschwartz01-pschwartz21). Milieus were classified according to the RISC milieu model based on latent class analysis (Groh-Samberg et al., 2023). Groh-Samberg, O., Schröder, T. & Speer, A. (2023). Social Milieus and Social Integration. From Theoretical Considerations to an Empirical Model. *Kölner Zeitschrift für Soziologie und Sozialpsychologie*, 75 (Suppl 1), 305–329. <https://doi.org/10.1007/s11577-023-00892-5>

pgriscm04 – Membership: Pluralist Milieu

- ? What is the _highest_ school-leaving certificate that you've earned? (from: scp/w1_1/Q34:pedu01[])
- ? What is the _highest_ educational qualification you've earned? (from: scp/w1_1/Q35:pedu02[])
- ? Here we briefly describe some people. Please read each description and think about how much each person is or is not like you. Tick the box that shows how much the person in the description is like you. // Thinking up new ideas and being creative is important to the person. He or she likes to do things in his or her own original way. (from: scp/w1_2/Q24:pschwartz01[])
- ? Here we briefly describe some people. Please read each description and think about how much each person is or is not like you. Tick the box that shows how much the person in the description is like you. // It is important to this person to be rich. He or she wants to have a lot of money and expensive things. (from: scp/w1_2/Q24:pschwartz02[])
- ? Here we briefly describe some people. Please read each description and think about how much each person is or is not like you. Tick the box that shows how much the person in the description is like you. // This person thinks it is important that every person in the world be treated equally. He or she wants justice for everybody, even for people he or she doesn't know. (from: scp/w1_2/Q24:pschwartz03[])
- ? Here we briefly describe some people. Please read each description and think about how much each person is or is not like you. Tick the box that shows how much the person in the

description is like you. // It is very important to this person to show his or her abilities. He or she wants people to admire what he or she does. (from: scp/w1_2/Q24:pschwartz04[])

? Here we briefly describe some people. Please read each description and think about how much each person is or is not like you. Tick the box that shows how much the person in the description is like you. // It is important to this person to live in secure surroundings. He or she avoids anything that might endanger his or her safety. (from: scp/w1_2/Q24:pschwartz05[])

? Here we briefly describe some people. Please read each description and think about how much each person is or is not like you. Tick the box that shows how much the person in the description is like you. // This person likes surprises and is always looking for new things to do. He or she thinks it is important to do lots of different things in life. (from: scp/w1_2/Q24:pschwartz06[])

? Here we briefly describe some people. Please read each description and think about how much each person is or is not like you. Tick the box that shows how much the person in the description is like you. // This person believes that people should do what they're told. He or she thinks people should follow rules at all times, even when no-one is watching. (from: scp/w1_2/Q24:pschwartz07[])

? Here we briefly describe some people. Please read each description and think about how much each person is or is not like you. Tick the box that shows how much the person in the description is like you. // It is important to this person to listen to people who are different from him or her. Even when he or she disagrees with them, he or she still wants to understand them. (from: scp/w1_2/Q24:pschwartz08[])

? Here we briefly describe some people. Please read each description and think about how much each person is or is not like you. Tick the box that shows how much the person in the description is like you. // It is important to this person to be humble and modest. He or she tries not to draw attention to him- or herself. (from: scp/w1_2/Q24:pschwartz09[])

? Here we briefly describe some people. Please read each description and think about how much each person is or is not like you. Tick the box that shows how much the person in the description is like you. // Having a good time is important to this person. He or she likes to "spoil" him- or herself. (from: scp/w1_2/Q24:pschwartz10[])

? Here we briefly describe some people. Please read each description and think about how much each person is or is not like you. Tick the box that shows how much the person in the description is like you. // It is important to this person to make his or her own decisions about what he or she does. He or she likes to be free and not depend on others. (from: scp/w1_2/Q24:pschwartz11[])

? Here we briefly describe some people. Please read each description and think about how much each person is or is not like you. Tick the box that shows how much the person in the description is like you. // It is very important to this person to help the people around him or her. He or she wants to care for their well-being. (from: scp/w1_2/Q24:pschwartz12[])

? Here we briefly describe some people. Please read each description and think about how much each person is or is not like you. Tick the box that shows how much the person in the description is like you. // Being very successful is important to this person. He or she hopes people will recognize his or her achievements. (from: scp/w1_2/Q24:pschwartz13[])

? Here we briefly describe some people. Please read each description and think about how much each person is or is not like you. Tick the box that shows how much the person in the description is like you. // It is important to this person that the government insures his or her safety against all threats. He or she wants the state to be strong so it can defend its citizens. (from: scp/w1_2/Q24:pschwartz14[])

? Here we briefly describe some people. Please read each description and think about how much each person is or is not like you. Tick the box that shows how much the person in the description is like you. // This person looks for adventures and likes to take risks. He or she wants to have an exciting life. (from: scp/w1_2/Q24:pschwartz15fj)

? Here we briefly describe some people. Please read each description and think about how much each person is or is not like you. Tick the box that shows how much the person in the description is like you. // It is important to this person always to behave properly. He or she wants to avoid doing anything people would say is wrong. (from: *scp/w1_2/Q24:pschwartz16*)

Here we briefly describe some people. Please read each description and think about how much each person is or is not like you. Tick the box that shows how much the person in the description is like you. // It is important to this person to be in charge and tell others what to do. He or she wants people to do what he or she says. (from: scp/w1_2/Q24:pschwartz17[])

? Here we briefly describe some people. Please read each description and think about how much each person is or is not like you. Tick the box that shows how much the person in the description is like you. // It is important to this person to be loyal to his or her friends. He or she wants to devote himself or herself to people close to him or her. (from: scp/w1_2/Q24:pschwartz18[])

? Here we briefly describe some people. Please read each description and think about how much each person is or is not like you. Tick the box that shows how much the person in the description is like you. // This person strongly believes that people should care for nature. Looking after the environment is important to him or her. (from: scp/w1_2/Q24:pschwarz19)

? Here we briefly describe some people. Please read each description and think about how much each person is or is not like you. Tick the box that shows how much the person in the description is like you. // Tradition is important to this person. He or she tries to follow the customs handed down by his or her religion or family. (from: scp/w1_2/Q24:pschwartz20ff)

? Here we briefly describe some people. Please read each description and think about how much each person is or is not like you. Tick the box that shows how much the person in the description is like you. // This person seeks every chance he or she can to have fun. It is important to him or her to do things that give him or her pleasure. (from: scp/w1_2/Q24:pschwartz21[])

[illegible]

0.999994		2
0.999995		2
0.999997		2
1		2
-1	[-1] No answer	0
-2	[-2] Does not apply	0
-3	[-3] Implausible value	0
-4	[-4] Inadmissible multiple response	0
-5	[-5] Not included in this version of the questionnaire	0
-6	[-6] Version of questionnaire with modified filtering	0
-7	[-7] Only available in less restricted edition	0
-8	[-8] Question not part of the survey program this year	25669
-9	[-9] Don't want to answer [only CAWI]	0
-10	[-10] Break-off [only CAWI]	0

This variable provides data on the participants' probabilistic milieu membership to one of eight RISC-milieus: the pluralist milieu (<https://fgz-risc-data.de/interaktive-tools/milieu-rechner/>). It contains the probability of belonging to this milieu. Milieu membership was calculated based on the participants' highest level of education (pedu01 and pedu02), net household income (hhhincnet) weighted by household members (hhhsizes), and reported importance of Schwartz values (pschwartz01-pschwartz21). Milieus were classified according to the RISC milieu model based on latent class analysis (Groh-Samberg et al., 2023). Groh-Samberg, O., Schröder, T. & Speer, A. (2023). Social Milieus and Social Integration. From Theoretical Considerations to an Empirical Model. *Kölner Zeitschrift für Soziologie und Sozialpsychologie*, 75 (Suppl 1), 305–329. <https://doi.org/10.1007/s11577-023-00892-5>

pggriscm05 – Membership: Solidarist Milieu

? What is the _highest_ school-leaving certificate that you've earned? (from: scp/w1_1/Q34:pedu01[])

? What is the _highest_ educational qualification you've earned? (from: scp/w1_1/Q35:pedu02[])

? Here we briefly describe some people. Please read each description and think about how much each person is or is not like you. Tick the box that shows how much the person in the description is like you. // Thinking up new ideas and being creative is important to the person. He or she likes to do things in his or her own original way. (from: scp/w1_2/Q24:pschwartz01[])

? Here we briefly describe some people. Please read each description and think about how much each person is or is not like you. Tick the box that shows how much the person in the description is like you. // It is important to this person to be rich. He or she wants to have a lot of money and expensive things. (from: scp/w1_2/Q24:pschwartz02[])

? Here we briefly describe some people. Please read each description and think about how much each person is or is not like you. Tick the box that shows how much the person in the description is like you. // This person thinks it is important that every person in the world be treated equally. He or she wants justice for everybody, even for people he or she doesn't know. (from: scp/w1_2/Q24:pschwartz03[])

? Here we briefly describe some people. Please read each description and think about how much each person is or is not like you. Tick the box that shows how much the person in the

description is like you. // It is very important to this person to show his or her abilities. He or she wants people to admire what he or she does. (from: scp/w1_2/Q24:pschwartz04[])

? Here we briefly describe some people. Please read each description and think about how much each person is or is not like you. Tick the box that shows how much the person in the description is like you. // It is important to this person to live in secure surroundings. He or she avoids anything that might endanger his or her safety. (from: scp/w1_2/Q24:pschwartz05[])

? Here we briefly describe some people. Please read each description and think about how much each person is or is not like you. Tick the box that shows how much the person in the description is like you. // This person likes surprises and is always looking for new things to do. He or she thinks it is important to do lots of different things in life. (from: scp/w1_2/Q24:pschwartz06[])

? Here we briefly describe some people. Please read each description and think about how much each person is or is not like you. Tick the box that shows how much the person in the description is like you. // This person believes that people should do what they're told. He or she thinks people should follow rules at all times, even when no-one is watching. (from: scp/w1_2/Q24:pschwartz07[])

? Here we briefly describe some people. Please read each description and think about how much each person is or is not like you. Tick the box that shows how much the person in the description is like you. // It is important to this person to listen to people who are different from him or her. Even when he or she disagrees with them, he or she still wants to understand them. (from: scp/w1_2/Q24:pschwartz08[])

? Here we briefly describe some people. Please read each description and think about how much each person is or is not like you. Tick the box that shows how much the person in the description is like you. // It is important to this person to be humble and modest. He or she tries not to draw attention to him- or herself. (from: scp/w1_2/Q24:pschwartz09[])

? Here we briefly describe some people. Please read each description and think about how much each person is or is not like you. Tick the box that shows how much the person in the description is like you. // Having a good time is important to this person. He or she likes to "spoil" him- or herself. (from: scp/w1_2/Q24:pschwartz10[])

? Here we briefly describe some people. Please read each description and think about how much each person is or is not like you. Tick the box that shows how much the person in the description is like you. // It is important to this person to make his or her own decisions about what he or she does. He or she likes to be free and not depend on others. (from: scp/w1_2/Q24:pschwartz11[])

? Here we briefly describe some people. Please read each description and think about how much each person is or is not like you. Tick the box that shows how much the person in the description is like you. // It is very important to this person to help the people around him or her. He or she wants to care for their well-being. (from: scp/w1_2/Q24:pschwartz12[])

? Here we briefly describe some people. Please read each description and think about how much each person is or is not like you. Tick the box that shows how much the person in the description is like you. // Being very successful is important to this person. He or she hopes people will recognize his or her achievements. (from: scp/w1_2/Q24:pschwartz13[])

? Here we briefly describe some people. Please read each description and think about how much each person is or is not like you. Tick the box that shows how much the person in the description is like you. // It is important to this person that the government insures his or her safety against all threats. He or she wants the state to be strong so it can defend its citizens. (from: scp/w1_2/Q24:pschwartz14[])

Here we briefly describe some people. Please read each description and think about how much each person is or is not like you. Tick the box that shows how much the person in the description is like you. // This person looks for adventures and likes to take risks. He or she wants to have an exciting life. (from: scp/w1_2/Q24:pschwartz15[])

? Here we briefly describe some people. Please read each description and think about how much each person is or is not like you. Tick the box that shows how much the person in the description is like you. // It is important to this person always to behave properly. He or she wants to avoid doing anything people would say is wrong. (from: scp/w1_2/Q24:pschwartz16 [1])

Here we briefly describe some people. Please read each description and think about how much each person is or is not like you. Tick the box that shows how much the person in the description is like you. // It is important to this person to be in charge and tell others what to do. He or she wants people to do what he or she says. (from: scp/w1_2/Q24:pschwartz17[])

? Here we briefly describe some people. Please read each description and think about how much each person is or is not like you. Tick the box that shows how much the person in the description is like you. // It is important to this person to be loyal to his or her friends. He or she wants to devote himself or herself to people close to him or her. (from: scp/w1_2/Q24:pschwartz18[])

? Here we briefly describe some people. Please read each description and think about how much each person is or is not like you. Tick the box that shows how much the person in the description is like you. // This person strongly believes that people should care for nature. Looking after the environment is important to him or her. (from: scp/w1_2/Q24:pschwarz19)

Here we briefly describe some people. Please read each description and think about how much each person is or is not like you. Tick the box that shows how much the person in the description is like you. // Tradition is important to this person. He or she tries to follow the customs handed down by his or her religion or family. (from: scp/w1_2/Q24:pschwartz20f)

? Here we briefly describe some people. Please read each description and think about how much each person is or is not like you. Tick the box that shows how much the person in the description is like you. // This person seeks every chance he or she can to have fun. It is important to him or her to do things that give him or her pleasure. (from: scp/w1_2/Q24:pschwartz21[])

[illegible]

0.999985		1
0.999987		1
0.999988		1
0.999999		1
-1	[-1] No answer	0
-2	[-2] Does not apply	0
-3	[-3] Implausible value	0
-4	[-4] Inadmissible multiple response	0
-5	[-5] Not included in this version of the questionnaire	0
-6	[-6] Version of questionnaire with modified filtering	0
-7	[-7] Only available in less restricted edition	0
-8	[-8] Question not part of the survey program this year	25669
-9	[-9] Don't want to answer [only CAWI]	0
-10	[-10] Break-off [only CAWI]	0

This variable provides data on the participants' probabilistic milieu membership to one of eight RISC-milieus: the solidarist milieu (<https://fgz-risc-data.de/interaktive-tools/milieu-rechner/>). It contains the probability of belonging to this milieu. Milieu membership was calculated based on the participants' highest level of education (pedu01 and pedu02), net household income (hhhincnet) weighted by household members (hhhsz), and reported importance of Schwartz values (pschwartz01-pschwartz21). Milieus were classified according to the RISC milieu model based on latent class analysis (Groh-Samberg et al., 2023). Groh-Samberg, O., Schröder, T. & Speer, A. (2023). Social Milieus and Social Integration. From Theoretical Considerations to an Empirical Model. *Kölner Zeitschrift für Soziologie und Sozialpsychologie*, 75 (Suppl 1), 305–329. <https://doi.org/10.1007/s11577-023-00892-5>

pgriscm06 – Membership: Considerate Milieu

? What is the _highest_ school-leaving certificate that you've earned? (from: scp/w1_1/Q34:pedu01[])

? What is the _highest_ educational qualification you've earned? (from: scp/w1_1/Q35:pedu02[])

? Here we briefly describe some people. Please read each description and think about how much each person is or is not like you. Tick the box that shows how much the person in the description is like you. // Thinking up new ideas and being creative is important to the person. He or she likes to do things in his or her own original way. (from: scp/w1_2/Q24:pschwartz01[])

? Here we briefly describe some people. Please read each description and think about how much each person is or is not like you. Tick the box that shows how much the person in the description is like you. // It is important to this person to be rich. He or she wants to have a lot of money and expensive things. (from: scp/w1_2/Q24:pschwartz02[])

? Here we briefly describe some people. Please read each description and think about how much each person is or is not like you. Tick the box that shows how much the person in the description is like you. // This person thinks it is important that every person in the world be treated equally. He or she wants justice for everybody, even for people he or she doesn't know. (from: scp/w1_2/Q24:pschwartz03[])

? Here we briefly describe some people. Please read each description and think about how much each person is or is not like you. Tick the box that shows how much the person in the

description is like you. // It is very important to this person to show his or her abilities. He or she wants people to admire what he or she does. (from: scp/w1_2/Q24:pschwartz04[])

? Here we briefly describe some people. Please read each description and think about how much each person is or is not like you. Tick the box that shows how much the person in the description is like you. // It is important to this person to live in secure surroundings. He or she avoids anything that might endanger his or her safety. (from: scp/w1_2/Q24:pschwartz05[])

? Here we briefly describe some people. Please read each description and think about how much each person is or is not like you. Tick the box that shows how much the person in the description is like you. // This person likes surprises and is always looking for new things to do. He or she thinks it is important to do lots of different things in life. (from: scp/w1_2/Q24:pschwartz06[])

? Here we briefly describe some people. Please read each description and think about how much each person is or is not like you. Tick the box that shows how much the person in the description is like you. // This person believes that people should do what they're told. He or she thinks people should follow rules at all times, even when no-one is watching. (from: scp/w1_2/Q24:pschwartz07[])

? Here we briefly describe some people. Please read each description and think about how much each person is or is not like you. Tick the box that shows how much the person in the description is like you. // It is important to this person to listen to people who are different from him or her. Even when he or she disagrees with them, he or she still wants to understand them. (from: scp/w1_2/Q24:pschwartz08[])

? Here we briefly describe some people. Please read each description and think about how much each person is or is not like you. Tick the box that shows how much the person in the description is like you. // It is important to this person to be humble and modest. He or she tries not to draw attention to him- or herself. (from: scp/w1_2/Q24:pschwartz09[])

? Here we briefly describe some people. Please read each description and think about how much each person is or is not like you. Tick the box that shows how much the person in the description is like you. // Having a good time is important to this person. He or she likes to "spoil" him- or herself. (from: scp/w1_2/Q24:pschwartz10[])

? Here we briefly describe some people. Please read each description and think about how much each person is or is not like you. Tick the box that shows how much the person in the description is like you. // It is important to this person to make his or her own decisions about what he or she does. He or she likes to be free and not depend on others. (from: scp/w1_2/Q24:pschwartz11[])

? Here we briefly describe some people. Please read each description and think about how much each person is or is not like you. Tick the box that shows how much the person in the description is like you. // It is very important to this person to help the people around him or her. He or she wants to care for their well-being. (from: scp/w1_2/Q24:pschwartz12[])

? Here we briefly describe some people. Please read each description and think about how much each person is or is not like you. Tick the box that shows how much the person in the description is like you. // Being very successful is important to this person. He or she hopes people will recognize his or her achievements. (from: scp/w1_2/Q24:pschwartz13[])

? Here we briefly describe some people. Please read each description and think about how much each person is or is not like you. Tick the box that shows how much the person in the description is like you. // It is important to this person that the government insures his or her safety against all threats. He or she wants the state to be strong so it can defend its citizens. (from: scp/w1_2/Q24:pschwartz14[])

? Here we briefly describe some people. Please read each description and think about how much each person is or is not like you. Tick the box that shows how much the person in the description is like you. // This person looks for adventures and likes to take risks. He or she wants to have an exciting life. (from: scp/w1_2/Q24:pschwartz15fj)

? Here we briefly describe some people. Please read each description and think about how much each person is or is not like you. Tick the box that shows how much the person in the description is like you. // It is important to this person always to behave properly. He or she wants to avoid doing anything people would say is wrong. (from: *scp/w1_2/Q24:pschwartz16*)

? Here we briefly describe some people. Please read each description and think about how much each person is or is not like you. Tick the box that shows how much the person in the description is like you. // It is important to this person to be in charge and tell others what to do. He or she wants people to do what he or she says. (from: scp/w1_2/Q24:pschwartz17[])

? Here we briefly describe some people. Please read each description and think about how much each person is or is not like you. Tick the box that shows how much the person in the description is like you. // It is important to this person to be loyal to his or her friends. He or she wants to devote himself or herself to people close to him or her. (from: scp/w1_2/Q24:pschwartz18[])

? Here we briefly describe some people. Please read each description and think about how much each person is or is not like you. Tick the box that shows how much the person in the description is like you. // This person strongly believes that people should care for nature. Looking after the environment is important to him or her. (from: scp/w1_2/Q24:pschwarz19)

? Here we briefly describe some people. Please read each description and think about how much each person is or is not like you. Tick the box that shows how much the person in the description is like you. // Tradition is important to this person. He or she tries to follow the customs handed down by his or her religion or family. (from: scp/w1_2/Q24:pschwartz20ff)

? Here we briefly describe some people. Please read each description and think about how much each person is or is not like you. Tick the box that shows how much the person in the description is like you. // This person seeks every chance he or she can to have fun. It is important to him or her to do things that give him or her pleasure. (from: scp/w1_2/Q24:pschwartz21[])

0.0000000000000000000000000000000000	163397		1
0.0000000000000000000000000000000000	135878		1
0.0000000000000000000000000000000000	529112		1
0.0000000000000000000000000000000000	61261		1
0.0000000000000000000000000000000000	905467		1
0.0000000000000000000000000000000000	164676		1
0.0000000000000000000000000000000000	115238		1
0.0000000000000000000000000000000000	358921		1
0.0000000000000000000000000000000000	829599		1
0.0000000000000000000000000000000000	121637		1
0.0000000000000000000000000000000000	191059		1
0.0000000000000000000000000000000000	329679		1
0.0000000000000000000000000000000000	821198		1
0.0000000000000000000000000000000000	121255		1
0.0000000000000000000000000000000000	142881		1
...	(9087 rows omitted)		9147
0.999988			2

0.999989		1
0.999991		1
0.999996		1
0.999998		1
-1	[-1] No answer	0
-2	[-2] Does not apply	0
-3	[-3] Implausible value	0
-4	[-4] Inadmissible multiple response	0
-5	[-5] Not included in this version of the questionnaire	0
-6	[-6] Version of questionnaire with modified filtering	0
-7	[-7] Only available in less restricted edition	0
-8	[-8] Question not part of the survey program this year	25669
-9	[-9] Don't want to answer [only CAWI]	0
-10	[-10] Break-off [only CAWI]	0

This variable provides data on the participants' probabilistic milieu membership to one of eight RISC-milieus: the considerate milieu (<https://fgz-risc-data.de/interaktive-tools/milieu-rechner/>). It contains the probability of belonging to this milieu. Milieu membership was calculated based on the participants' highest level of education (pedu01 and pedu02), net household income (hhhincnet) weighted by household members (hhhszise), and reported importance of Schwartz values (pschwartz01-pschwartz21). Milieus were classified according to the RISC milieu model based on latent class analysis (Groh-Samberg et al., 2023). Groh-Samberg, O., Schröder, T. & Speer, A. (2023). Social Milieus and Social Integration. From Theoretical Considerations to an Empirical Model. *Kölner Zeitschrift für Soziologie und Sozialpsychologie*, 75 (Suppl 1), 305–329. <https://doi.org/10.1007/s11577-023-00892-5>

pgriscm07 – Membership: Hard-working Milieu

? What is the _highest_ school-leaving certificate that you've earned? (from: scp/w1_1/Q34:pedu01[])

? What is the _highest_ educational qualification you've earned? (from: scp/w1_1/Q35:pedu02[])

? Here we briefly describe some people. Please read each description and think about how much each person is or is not like you. Tick the box that shows how much the person in the description is like you. // Thinking up new ideas and being creative is important to the person. He or she likes to do things in his or her own original way. (from: scp/w1_2/Q24:pschwartz01[])

? Here we briefly describe some people. Please read each description and think about how much each person is or is not like you. Tick the box that shows how much the person in the description is like you. // It is important to this person to be rich. He or she wants to have a lot of money and expensive things. (from: scp/w1_2/Q24:pschwartz02[])

? Here we briefly describe some people. Please read each description and think about how much each person is or is not like you. Tick the box that shows how much the person in the description is like you. // This person thinks it is important that every person in the world be treated equally. He or she wants justice for everybody, even for people he or she doesn't know. (from: scp/w1_2/Q24:pschwartz03[])

? Here we briefly describe some people. Please read each description and think about how much each person is or is not like you. Tick the box that shows how much the person in the

description is like you. // It is very important to this person to show his or her abilities. He or she wants people to admire what he or she does. (from: scp/w1_2/Q24:pschwartz04[])

? Here we briefly describe some people. Please read each description and think about how much each person is or is not like you. Tick the box that shows how much the person in the description is like you. // It is important to this person to live in secure surroundings. He or she avoids anything that might endanger his or her safety. (from: scp/w1_2/Q24:pschwartz05[])

? Here we briefly describe some people. Please read each description and think about how much each person is or is not like you. Tick the box that shows how much the person in the description is like you. // This person likes surprises and is always looking for new things to do. He or she thinks it is important to do lots of different things in life. (from: scp/w1_2/Q24:pschwartz06[])

? Here we briefly describe some people. Please read each description and think about how much each person is or is not like you. Tick the box that shows how much the person in the description is like you. // This person believes that people should do what they're told. He or she thinks people should follow rules at all times, even when no-one is watching. (from: scp/w1_2/Q24:pschwartz07[])

? Here we briefly describe some people. Please read each description and think about how much each person is or is not like you. Tick the box that shows how much the person in the description is like you. // It is important to this person to listen to people who are different from him or her. Even when he or she disagrees with them, he or she still wants to understand them. (from: scp/w1_2/Q24:pschwartz08[])

? Here we briefly describe some people. Please read each description and think about how much each person is or is not like you. Tick the box that shows how much the person in the description is like you. // It is important to this person to be humble and modest. He or she tries not to draw attention to him- or herself. (from: scp/w1_2/Q24:pschwartz09[])

? Here we briefly describe some people. Please read each description and think about how much each person is or is not like you. Tick the box that shows how much the person in the description is like you. // Having a good time is important to this person. He or she likes to "spoil" him- or herself. (from: scp/w1_2/Q24:pschwartz10[])

? Here we briefly describe some people. Please read each description and think about how much each person is or is not like you. Tick the box that shows how much the person in the description is like you. // It is important to this person to make his or her own decisions about what he or she does. He or she likes to be free and not depend on others. (from: scp/w1_2/Q24:pschwartz11[])

? Here we briefly describe some people. Please read each description and think about how much each person is or is not like you. Tick the box that shows how much the person in the description is like you. // It is very important to this person to help the people around him or her. He or she wants to care for their well-being. (from: scp/w1_2/Q24:pschwartz12[])

? Here we briefly describe some people. Please read each description and think about how much each person is or is not like you. Tick the box that shows how much the person in the description is like you. // Being very successful is important to this person. He or she hopes people will recognize his or her achievements. (from: scp/w1_2/Q24:pschwartz13[])

? Here we briefly describe some people. Please read each description and think about how much each person is or is not like you. Tick the box that shows how much the person in the description is like you. // It is important to this person that the government insures his or her safety against all threats. He or she wants the state to be strong so it can defend its citizens. (from: scp/w1_2/Q24:pschwartz14[])

? Here we briefly describe some people. Please read each description and think about how much each person is or is not like you. Tick the box that shows how much the person in the description is like you. // This person looks for adventures and likes to take risks. He or she wants to have an exciting life. (from: scp/w1_2/Q24:pschwartz15[])

? Here we briefly describe some people. Please read each description and think about how much each person is or is not like you. Tick the box that shows how much the person in the description is like you. // It is important to this person always to behave properly. He or she wants to avoid doing anything people would say is wrong. (from: scp/w1_2/Q24:pschwartz16[])

? Here we briefly describe some people. Please read each description and think about how much each person is or is not like you. Tick the box that shows how much the person in the description is like you. // It is important to this person to be in charge and tell others what to do. He or she wants people to do what he or she says. (from: scp/w1_2/Q24:pschwartz17[])

? Here we briefly describe some people. Please read each description and think about how much each person is or is not like you. Tick the box that shows how much the person in the description is like you. // It is important to this person to be loyal to his or her friends. He or she wants to devote himself or herself to people close to him or her. (from: scp/w1_2/Q24:pschwartz18[])

? Here we briefly describe some people. Please read each description and think about how much each person is or is not like you. Tick the box that shows how much the person in the description is like you. // This person strongly believes that people should care for nature. Looking after the environment is important to him or her. (from: scp/w1_2/Q24:pschwartz19[])

? Here we briefly describe some people. Please read each description and think about how much each person is or is not like you. Tick the box that shows how much the person in the description is like you. // Tradition is important to this person. He or she tries to follow the customs handed down by his or her religion or family. (from: scp/w1_2/Q24:pschwartz20[])

? Here we briefly describe some people. Please read each description and think about how much each person is or is not like you. Tick the box that shows how much the person in the description is like you. // This person seeks every chance he or she can to have fun. It is important to him or her to do things that give him or her pleasure. (from: scp/w1_2/Q24:pschwartz21[])

0.0000000000000000261178	1
0.0000000000000000287715	1
0.0000000000000000487761	1
0.0000000000000000499175	1
0.0000000000000000557636	1
0.000000000000000056937	1
0.0000000000000000101759	1
0.0000000000000000117206	1
0.0000000000000000212119	1
0.0000000000000000320635	1
0.0000000000000000437242	1
0.0000000000000000118825	1
0.0000000000000000159806	1
0.000000000000000020302	1
0.0000000000000000334525	1
...	(9092 rows omitted)
0.999853	9148
	1

0.999887		1
0.999893		1
0.999924		1
0.999975		1
-1	[-1] No answer	0
-2	[-2] Does not apply	0
-3	[-3] Implausible value	0
-4	[-4] Inadmissible multiple response	0
-5	[-5] Not included in this version of the questionnaire	0
-6	[-6] Version of questionnaire with modified filtering	0
-7	[-7] Only available in less restricted edition	0
-8	[-8] Question not part of the survey program this year	25669
-9	[-9] Don't want to answer [only CAWI]	0
-10	[-10] Break-off [only CAWI]	0

This variable provides data on the participants' probabilistic milieu membership to one of eight RISC-milieus: the hard-working milieu (<https://fgz-risc-data.de/interaktive-tools/milieu-rechner/>). It contains the probability of belonging to this milieu. Milieu membership was calculated based on the participants' highest level of education (pedu01 and pedu02), net household income (hhhincnet) weighted by household members (hhhsizes), and reported importance of Schwartz values (pschwartz01-pschwartz21). Milieus were classified according to the RISC milieu model based on latent class analysis (Groh-Samberg et al., 2023). Groh-Samberg, O., Schröder, T. & Speer, A. (2023). Social Milieus and Social Integration. From Theoretical Considerations to an Empirical Model. *Kölner Zeitschrift für Soziologie und Sozialpsychologie*, 75 (Suppl 1), 305–329. <https://doi.org/10.1007/s11577-023-00892-5>

pgriscm08 – Membership: Rooted Milieu

- ? What is the _highest_ school-leaving certificate that you've earned? (from: scp/w1_1/Q34:pedu01[])
- ? What is the _highest_ educational qualification you've earned? (from: scp/w1_1/Q35:pedu02[])
- ? Here we briefly describe some people. Please read each description and think about how much each person is or is not like you. Tick the box that shows how much the person in the description is like you. // Thinking up new ideas and being creative is important to the person. He or she likes to do things in his or her own original way. (from: scp/w1_2/Q24:pschwartz01[])
- ? Here we briefly describe some people. Please read each description and think about how much each person is or is not like you. Tick the box that shows how much the person in the description is like you. // It is important to this person to be rich. He or she wants to have a lot of money and expensive things. (from: scp/w1_2/Q24:pschwartz02[])
- ? Here we briefly describe some people. Please read each description and think about how much each person is or is not like you. Tick the box that shows how much the person in the description is like you. // This person thinks it is important that every person in the world be treated equally. He or she wants justice for everybody, even for people he or she doesn't know. (from: scp/w1_2/Q24:pschwartz03[])
- ? Here we briefly describe some people. Please read each description and think about how much each person is or is not like you. Tick the box that shows how much the person in the

description is like you. // It is very important to this person to show his or her abilities. He or she wants people to admire what he or she does. (from: scp/w1_2/Q24:pschwartz04[])

? Here we briefly describe some people. Please read each description and think about how much each person is or is not like you. Tick the box that shows how much the person in the description is like you. // It is important to this person to live in secure surroundings. He or she avoids anything that might endanger his or her safety. (from: scp/w1_2/Q24:pschwartz05[])

? Here we briefly describe some people. Please read each description and think about how much each person is or is not like you. Tick the box that shows how much the person in the description is like you. // This person likes surprises and is always looking for new things to do. He or she thinks it is important to do lots of different things in life. (from: scp/w1_2/Q24:pschwartz06[])

? Here we briefly describe some people. Please read each description and think about how much each person is or is not like you. Tick the box that shows how much the person in the description is like you. // This person believes that people should do what they're told. He or she thinks people should follow rules at all times, even when no-one is watching. (from: scp/w1_2/Q24:pschwartz07[])

? Here we briefly describe some people. Please read each description and think about how much each person is or is not like you. Tick the box that shows how much the person in the description is like you. // It is important to this person to listen to people who are different from him or her. Even when he or she disagrees with them, he or she still wants to understand them. (from: scp/w1_2/Q24:pschwartz08[])

? Here we briefly describe some people. Please read each description and think about how much each person is or is not like you. Tick the box that shows how much the person in the description is like you. // It is important to this person to be humble and modest. He or she tries not to draw attention to him- or herself. (from: scp/w1_2/Q24:pschwartz09[])

? Here we briefly describe some people. Please read each description and think about how much each person is or is not like you. Tick the box that shows how much the person in the description is like you. // Having a good time is important to this person. He or she likes to "spoil" him- or herself. (from: scp/w1_2/Q24:pschwartz10[])

? Here we briefly describe some people. Please read each description and think about how much each person is or is not like you. Tick the box that shows how much the person in the description is like you. // It is important to this person to make his or her own decisions about what he or she does. He or she likes to be free and not depend on others. (from: scp/w1_2/Q24:pschwartz11[])

? Here we briefly describe some people. Please read each description and think about how much each person is or is not like you. Tick the box that shows how much the person in the description is like you. // It is very important to this person to help the people around him or her. He or she wants to care for their well-being. (from: scp/w1_2/Q24:pschwartz12[])

? Here we briefly describe some people. Please read each description and think about how much each person is or is not like you. Tick the box that shows how much the person in the description is like you. // Being very successful is important to this person. He or she hopes people will recognize his or her achievements. (from: scp/w1_2/Q24:pschwartz13[])

? Here we briefly describe some people. Please read each description and think about how much each person is or is not like you. Tick the box that shows how much the person in the description is like you. // It is important to this person that the government insures his or her safety against all threats. He or she wants the state to be strong so it can defend its citizens. (from: scp/w1_2/Q24:pschwartz14[])

? Here we briefly describe some people. Please read each description and think about how much each person is or is not like you. Tick the box that shows how much the person in the description is like you. // This person looks for adventures and likes to take risks. He or she wants to have an exciting life. (from: scp/w1_2/Q24:pschwartz15[])

? Here we briefly describe some people. Please read each description and think about how much each person is or is not like you. Tick the box that shows how much the person in the description is like you. // It is important to this person always to behave properly. He or she wants to avoid doing anything people would say is wrong. (from: scp/w1_2/Q24:pschwartz16[])

? Here we briefly describe some people. Please read each description and think about how much each person is or is not like you. Tick the box that shows how much the person in the description is like you. // It is important to this person to be in charge and tell others what to do. He or she wants people to do what he or she says. (from: scp/w1_2/Q24:pschwartz17[])

? Here we briefly describe some people. Please read each description and think about how much each person is or is not like you. Tick the box that shows how much the person in the description is like you. // It is important to this person to be loyal to his or her friends. He or she wants to devote himself or herself to people close to him or her. (from: scp/w1_2/Q24:pschwartz18[])

? Here we briefly describe some people. Please read each description and think about how much each person is or is not like you. Tick the box that shows how much the person in the description is like you. // This person strongly believes that people should care for nature. Looking after the environment is important to him or her. (from: scp/w1_2/Q24:pschwartz19[])

? Here we briefly describe some people. Please read each description and think about how much each person is or is not like you. Tick the box that shows how much the person in the description is like you. // Tradition is important to this person. He or she tries to follow the customs handed down by his or her religion or family. (from: scp/w1_2/Q24:pschwartz20[])

? Here we briefly describe some people. Please read each description and think about how much each person is or is not like you. Tick the box that shows how much the person in the description is like you. // This person seeks every chance he or she can to have fun. It is important to him or her to do things that give him or her pleasure. (from: scp/w1_2/Q24:pschwartz21[])

0.000000000000000158908	1
0.000000000000000176463	1
0.000000000000000212658	1
0.000000000000000480189	1
0.000000000000000321011	1
0.000000000000000457082	1
0.000000000000000627773	1
0.000000000000000657004	1
0.000000000000000392329	1
0.000000000000000433936	1
0.000000000000000475878	1
0.000000000000000614431	1
0.000000000000000720841	1
0.000000000000000758483	1
0.000000000000000165506	1
...	(9095 rows omitted)
0.999692	9148
	1

0.999715		1
0.999759		1
0.999853		1
0.999962		1
-1	[-1] No answer	0
-2	[-2] Does not apply	0
-3	[-3] Implausible value	0
-4	[-4] Inadmissible multiple response	0
-5	[-5] Not included in this version of the questionnaire	0
-6	[-6] Version of questionnaire with modified filtering	0
-7	[-7] Only available in less restricted edition	0
-8	[-8] Question not part of the survey program this year	25669
-9	[-9] Don't want to answer [only CAWI]	0
-10	[-10] Break-off [only CAWI]	0

This variable provides data on the participants' probabilistic milieu membership to one of eight RISC-milieus: the rooted milieu (<https://fgz-risc-data.de/interaktive-tools/milieu-rechner/>). It contains the probability of belonging to this milieu. Milieu membership was calculated based on the participants' highest level of education (pedu01 and pedu02), net household income (hhhincnet) weighted by household members (hhhsz), and reported importance of Schwartz values (pschwartz01-pschwartz21). Milieus were classified according to the RISC milieu model based on latent class analysis (Groh-Samberg et al., 2023).

Groh-Samberg, O., Schröder, T. & Speer, A. (2023). Social Milieus and Social Integration. From Theoretical Considerations to an Empirical Model. *Kölner Zeitschrift für Soziologie und Sozialpsychologie*, 75 (Suppl 1), 305–329. <https://doi.org/10.1007/s11577-023-00892-5>

7 Occupational Scales and Classifications

pgisco08_scp – Current occ. class. (ISCO-08, 4-digit)

- ? What is your current employment situation? (from: scp/w1_1/Q36:pempstat1[])
- ? In what employment situation are you _mainly_ at the moment? (from: scp/w2/Q58:pempstat[])
- ? What is your current position/occupation? (from: scp/w2/Q62:poccupation[])
- ? What is your current or most recent position/occupation? (from: scp/w2/Q102:poccupation_n[])

0	[0] Armed forces occupations	0
100	[100] Commissioned armed forces officers	0
110	[110] Commissioned armed forces officers	20
200	[200] Non-commissioned armed forces officers	0
210	[210] Non-commissioned armed forces officers	7
300	[300] Armed forces occupations, other ranks	0
310	[310] Armed forces occupations, other ranks	38
1000	[1000] Managers	0
1100	[1100] Chief executives, senior officials and legislators	0
1110	[1110] Legislators and senior officials	0
1111	[1111] Legislators	3
1112	[1112] Senior government officials	66

1113	[1113] Traditional chiefs and heads of village	0
1114	[1114] Senior officials of special-interest organizations	8
1120	[1120] Managing directors and chief executives	238
...	(570 rows omitted)	12845
9621	[9621] Messengers, package deliverers and luggage porters	19
9622	[9622] Odd job persons	1
9623	[9623] Meter readers and vending-machine collectors	3
9624	[9624] Water and firewood collectors	0
9629	[9629] Elementary workers not elsewhere classified	8
-1	[-1] No answer	1798
-2	[-2] Does not apply	9981
-3	[-3] Implausible value	0
-4	[-4] Inadmissible multiple response	0
-5	[-5] Not included in this version of the questionnaire	0
-6	[-6] Version of questionnaire with modified filtering	0
-7	[-7] Only available in less restricted edition	0
-8	[-8] Question not part of the survey program this year	9168
-9	[-9] Don't want to answer [only CAWI]	262
-10	[-10] Break-off [only CAWI]	372

This variable is designed to provide annual data on occupational activity for all employed persons according to the International Standard Classification of Occupations ISCO-08 (Version of the ILO). Respondents enter the answer to the question about their current occupational title in their own words into a blank in the questionnaire. ISCO-08 is a strictly four-digit classification, and this variable is therefore coded in four-digit form. ISCO-08 was adopted through a resolution of a Tripartite Meeting of Experts on Labour Statistics held in December 2007. This resolution was subsequently endorsed by the Governing Body of the ILO in March 2008.

Sourcelink: <https://ilostat.ilo.org/methods/concepts-and-definitions/classification-occupation/>. ISCO-08 codes are provided by infas. Source variable: This variable is based on the plain text information (POCCUPATION) on respondents' current occupation that is not included in the dataset as well as their employment status (PEMPSTAT1 in wave 1; PEMPSTAT in subsequent waves).

pgmisco08_scp – Mother: occ. class. at age 15 (ISCO-08, 4-digit)

? When you were fifteen years old, what was the occupational status of your mother? (from: scp/w2/Q116m:pmoccupation[])


0	[0] Armed forces occupations	0
100	[100] Commissioned armed forces officers	0
110	[110] Commissioned armed forces officers	0
200	[200] Non-commissioned armed forces officers	0
210	[210] Non-commissioned armed forces officers	0
300	[300] Armed forces occupations, other ranks	0
310	[310] Armed forces occupations, other ranks	0
1000	[1000] Managers	0
1100	[1100] Chief executives, senior officials and legislators	0
1110	[1110] Legislators and senior officials	0
1111	[1111] Legislators	3

1112	[1112] Senior government officials	5
1113	[1113] Traditional chiefs and heads of village	0
1114	[1114] Senior officials of special-interest organizations	3
1120	[1120] Managing directors and chief executives	26
...	(570 rows omitted)	5397
9621	[9621] Messengers, package deliverers and luggage porters	7
9622	[9622] Odd job persons	0
9623	[9623] Meter readers and vending-machine collectors	0
9624	[9624] Water and firewood collectors	0
9629	[9629] Elementary workers not elsewhere classified	4
-1	[-1] No answer	592
-2	[-2] Does not apply	2536
-3	[-3] Implausible value	822
-4	[-4] Inadmissible multiple response	0
-5	[-5] Not included in this version of the questionnaire	8368
-6	[-6] Version of questionnaire with modified filtering	0
-7	[-7] Only available in less restricted edition	0
-8	[-8] Question not part of the survey program this year	17027
-9	[-9] Don't want to answer [only CAWI]	8
-10	[-10] Break-off [only CAWI]	39

This variable is designed to provide data on the occupational activity of the respondent's mother according to the International Standard Classification of Occupations ISCO-08 (Version of the ILO). Respondents enter the answer to the question about their mother's occupational title when the respondents were 15 years old in their own words into a blank in the questionnaire. ISCO-08 is a strictly four-digit classification, and this variable is therefore coded in four-digit form. ISCO-08 was adopted through a resolution of a Tripartite Meeting of Experts on Labour Statistics held in December 2007. This resolution was subsequently endorsed by the Governing Body of the ILO in March 2008.

Sourcelink: <https://ilostat.ilo.org/methods/concepts-and-definitions/classification-occupation/>. ISCO-08 codes are provided by infas. Source variable: This variable is based on the plain text information (PMOCCUPATION) on respondents' mothers' occupation that are not included in the dataset.

pgfisco08_scp – Father: occ. class. at age 15 (ISCO-08, 4-digit)

 When you were fifteen years old what occupational status did your father hold? (from: scp/w2/Q116v:pfoccupation[])

0	[0] Armed forces occupations	0
100	[100] Commissioned armed forces officers	0
110	[110] Commissioned armed forces officers	44
200	[200] Non-commissioned armed forces officers	0
210	[210] Non-commissioned armed forces officers	12
300	[300] Armed forces occupations, other ranks	0
310	[310] Armed forces occupations, other ranks	38
1000	[1000] Managers	0
1100	[1100] Chief executives, senior officials and legislators	0
1110	[1110] Legislators and senior officials	0
1111	[1111] Legislators	14

1112	[1112] Senior government officials	41
1113	[1113] Traditional chiefs and heads of village	0
1114	[1114] Senior officials of special-interest organizations	8
1120	[1120] Managing directors and chief executives	123
...	(570 rows omitted)	6829
9621	[9621] Messengers, package deliverers and luggage porters	3
9622	[9622] Odd job persons	0
9623	[9623] Meter readers and vending-machine collectors	0
9624	[9624] Water and firewood collectors	0
9629	[9629] Elementary workers not elsewhere classified	2
-1	[-1] No answer	342
-2	[-2] Does not apply	968
-3	[-3] Implausible value	972
-4	[-4] Inadmissible multiple response	0
-5	[-5] Not included in this version of the questionnaire	8368
-6	[-6] Version of questionnaire with modified filtering	0
-7	[-7] Only available in less restricted edition	0
-8	[-8] Question not part of the survey program this year	17027
-9	[-9] Don't want to answer [only CAWI]	7
-10	[-10] Break-off [only CAWI]	39

This variable is designed to provide data on the occupational activity of the respondent's father according to the International Standard Classification of Occupations ISCO-08 (Version of the ILO). Respondents enter the answer to the question about their father's occupational title when the respondents were 15 years old in their own words into a blank in the questionnaire. ISCO-08 is a strictly four-digit classification, and this variable is therefore coded in four-digit form. ISCO-08 was adopted through a resolution of a Tripartite Meeting of Experts on Labour Statistics held in December 2007. This resolution was subsequently endorsed by the Governing Body of the ILO in March 2008.

Sourcelink: <https://ilostat.ilo.org/methods/concepts-and-definitions/classification-occupation/>. ISCO-08 codes are provided by infas. Source variable: This variable is based on the plain text information (PFOCCUPATION) on respondents' fathers' occupation that is not included in the dataset.

pgisco88_scp – Current occ. class. (ISCO-88, 4-digit)

- ? What is your current employment situation? (from: scp/w1_1/Q36:pempstat1[])
- ? In what employment situation are you _mainly_ at the moment? (from: scp/w2/Q58:pempstat[])
- ? What is your current position/occupation? (from: scp/w2/Q62:poccupation[])
- ? What is your current or most recent position/occupation? (from: scp/w2/Q102:poccupation_n[])

0	[0] Armed forces	0
100	[100] Armed forces	0
110	[110] Legislators and senior officials	65
1000	[1000] Legislators, senior officials and managers	0
1100	[1100] Legislators and senior officials	0
1110	[1110] Legislators and senior government officials	3

1120	[1120] Senior (national) government officials (incl. minister, ambassador)	66
1140	[1140] Senior officials of special-interest organisations	8
1141	[1141] Senior officials of political party organisations	0
1142	[1142] Senior officials of employers', workers' and other economic-interest organisations	0
1143	[1143] Senior officials of humanitarian and other special-interest organisations	0
1200	[1200] Corporate managers	1
1210	[1210] Directors and chief executives	238
1220	[1220] Production and operations managers	61
1221	[1221] Production and operations managers in agriculture, hunting, forestry and fishing	0
...	(486 rows omitted)	12591
9320	[9320] Manufacturing labourers	33
9322	[9322] Handpackers and other manufacturing labourers (incl. crater, labeller)	31
9330	[9330] Transport labourers and freight handlers	0
9331	[9331] Hand or pedal vehicle drivers (incl. rickshaw driver)	2
9333	[9333] Freight handlers (incl. docker, loader, longshoreman, remover, stevedore)	157
-1	[-1] No answer	1798
-2	[-2] Does not apply	9981
-3	[-3] Implausible value	0
-4	[-4] Inadmissible multiple response	0
-5	[-5] Not included in this version of the questionnaire	0
-6	[-6] Version of questionnaire with modified filtering	0
-7	[-7] Only available in less restricted edition	0
-8	[-8] Question not part of the survey program this year	9168
-9	[-9] Don't want to answer [only CAWI]	262
-10	[-10] Break-off [only CAWI]	372

This variable is designed to provide annual data on occupational activity for all employed persons according to the International Standard Classification of Occupations ISCO-88 (Version of the ILO). Respondents enter the answer to the question about their current occupational title in their own words into a blank in the questionnaire. ISCO-88 is a strictly four-digit classification, and this variable is therefore coded in four-digit form. Source variable: This variable is based on ISCO-08 codes (PGISCO08_SCP) provided by infas, informed by plain text information (POCCUPATION) on respondents' current occupation that is not included in the dataset as well as their employment status (PEMPSTAT1 in wave 1; PEMPSTAT in subsequent waves). Transformation and recoding from ISCO-08 to ISCO-88 were done with the STATA package ISCOGEN (Jann 2019: <http://ideas.repec.org/c/boc/bocode/s458665.html>).

pgmisco88_scp – Mother: occ. class. at age 15 (ISCO-88, 4-digit)

? When you were fifteen years old, what was the occupational status of your mother? (from: [scp/w2/Q116m:pmoccupation\[\]](#))

0	[0] Armed forces	0
100	[100] Armed forces	0
110	[110] Legislators and senior officials	0
1000	[1000] Legislators, senior officials and managers	0
1100	[1100] Legislators and senior officials	0
1110	[1110] Legislators and senior government officials	3
1120	[1120] Senior (national) government officials (incl. minister, ambassador)	5

1140	[1140] Senior officials of special-interest organisations	3
1141	[1141] Senior officials of political party organisations	0
1142	[1142] Senior officials of employers', workers' and other economic-interest organisations	0
1143	[1143] Senior officials of humanitarian and other special-interest organisations	0
1200	[1200] Corporate managers	0
1210	[1210] Directors and chief executives	26
1220	[1220] Production and operations managers	7
1221	[1221] Production and operations managers in agriculture, hunting, forestry and fishing	3
...	(486 rows omitted)	5351
9320	[9320] Manufacturing labourers	25
9322	[9322] Handpackers and other manufacturing labourers (incl. crater, labeller)	7
9330	[9330] Transport labourers and freight handlers	0
9331	[9331] Hand or pedal vehicle drivers (incl. rickshaw driver)	0
9333	[9333] Freight handlers (incl. docker, loader, longshoreman, remover, stevedore)	15
-1	[-1] No answer	592
-2	[-2] Does not apply	2536
-3	[-3] Implausible value	822
-4	[-4] Inadmissible multiple response	0
-5	[-5] Not included in this version of the questionnaire	8368
-6	[-6] Version of questionnaire with modified filtering	0
-7	[-7] Only available in less restricted edition	0
-8	[-8] Question not part of the survey program this year	17027
-9	[-9] Don't want to answer [only CAWI]	8
-10	[-10] Break-off [only CAWI]	39

This variable is designed to provide data on the occupational activity of the respondent's mother according to the International Standard Classification of Occupations ISCO-88 (Version of the ILO). Respondents enter the answer to the question about their mother's occupational title when the respondents were 15 years old in their own words into a blank in the questionnaire. ISCO-88 is a strictly four-digit classification, and this variable is therefore coded in four-digit form. Source variable: This variable is based on ISCO-08 codes (PG-MISCO08_SCP) provided by infas, informed by plain text information (PMOCCUPATION) on respondents' mothers' occupation that is not included in the dataset. Transformation and recoding from ISCO-08 to ISCO-88 were done with the STATA package ISCOGEN (Jann 2019: <http://ideas.repec.org/c/boc/bocode/s458665.html>).

pgfisco88_scp – Father: occ. class. at age 15 (ISCO-88, 4-digit)

? When you were fifteen years old what occupational status did your father hold? (from: [scp/w2/Q116v:pfoccupation\[\]](#))

0	[0] Armed forces	0
100	[100] Armed forces	0
110	[110] Legislators and senior officials	94
1000	[1000] Legislators, senior officials and managers	0
1100	[1100] Legislators and senior officials	0
1110	[1110] Legislators and senior government officials	14
1120	[1120] Senior (national) government officials (incl. minister, ambassador)	41
1140	[1140] Senior officials of special-interest organisations	8
1141	[1141] Senior officials of political party organisations	0

1142	[1142] Senior officials of employers', workers' and other economic-interest organisations	0
1143	[1143] Senior officials of humanitarian and other special-interest organisations	0
1200	[1200] Corporate managers	1
1210	[1210] Directors and chief executives	123
1220	[1220] Production and operations managers	74
1221	[1221] Production and operations managers in agriculture, hunting, forestry and fishing	13
...	(486 rows omitted)	6666
9320	[9320] Manufacturing labourers	19
9322	[9322] Handpackers and other manufacturing labourers (incl. crater, labeller9	5
9330	[9330] Transport labourers and freight handlers	0
9331	[9331] Hand or pedal vehicle drivers (incl. rickshaw driver)	0
9333	[9333] Freight handlers (incl. docker, loader, longshoreman, remover, stevedore)	56
-1	[-1] No answer	342
-2	[-2] Does not apply	968
-3	[-3] Implausible value	972
-4	[-4] Inadmissible multiple response	0
-5	[-5] Not included in this version of the questionnaire	8368
-6	[-6] Version of questionnaire with modified filtering	0
-7	[-7] Only available in less restricted edition	0
-8	[-8] Question not part of the survey program this year	17027
-9	[-9] Don't want to answer [only CAWI]	7
-10	[-10] Break-off [only CAWI]	39

This variable is designed to provide data on the occupational activity of the respondent's father according to the International Standard Classification of Occupations ISCO-88 (Version of the ILO). Respondents enter the answer to the question about their father's occupational title when the respondents were 15 years old in their own words into a blank in the questionnaire. ISCO-88 is a strictly four-digit classification, and this variable is therefore coded in four-digit form. Source variable: This variable is based on ISCO-08 codes (PG-FISCO08_SCP) provided by infas, informed by plain text information (PFOCCUPATION) on respondents' fathers' occupation that is not included in the dataset. Transformation and recoding from ISCO-08 to ISCO-88 were done with the STATA package ISCOGEN (Jann 2019: <http://ideas.repec.org/c/boc/bocode/s458665.html>).

pgisei08_scp – Last reached occ. status (ISEI-08)

? What is your current position/occupation? (from: scp/w2/Q62:poccupation[])
 ? What is your current or most recent position/occupation? (from: scp/w2/Q102:poccupation_n[])

11.56	2
11.74	12
13.24	21
13.34	6
13.87	3
14.21	35
14.39	8
14.57	7
14.64	161

14.82	5
15.35	2
16.08	3
16.36	24
16.38	41
16.39	10
... (320 rows omitted)	17797
86.72	49
86.81	1
88.31	31
88.7	138
88.96	14
-1 [-1] No answer	1798
-2 [-2] Does not apply	4867
-3 [-3] Implausible value	0
-4 [-4] Inadmissible multiple response	0
-5 [-5] Not included in this version of the questionnaire	0
-6 [-6] Version of questionnaire with modified filtering	0
-7 [-7] Only available in less restricted edition	0
-8 [-8] Question not part of the survey program this year	9168
-9 [-9] Don't want to answer [only CAWI]	262
-10 [-10] Break-off [only CAWI]	372

This variable reflects the (last reached) Standard International Socio-Economic Index of Occupational Status for all (formerly) employed persons. The ISEI Index was developed in 1992 by Ganzeboom, De Graaf, Treiman, and De Leuw based on information about income, education, and occupation. Technically, ISEI-08 was created by scaling the ISCO-08 classification. The values for the variable range between 11 and 90. In contrast to the prestige scores of Ganzeboom and Treiman (1996) and Wegener (1988), ISEI is a measure of socio-economic status. Source variable: This variable is based on ISCO-08 codes (PGISCO08_SCP) provided by infas, informed by plain text information (POCCUPATION) on respondents' (last) occupation that is not included in the dataset. Transformation and recoding from ISCO-08 to ISEI-08 were done with the STATA package ISCOGEN (Jann 2019: <http://ideas.repec.org/c/boc/bocode/s458665.html>).

pgmisei08_scp – Mother: occ. status at age 15 (ISEI-08)


? When you were fifteen years old, what was the occupational status of your mother? (from: scp/w2/Q116m:pmoccupation[])

11.56	2
11.74	47
12.01	2
13.24	110
13.34	1
14.21	10
14.57	1
14.64	221
14.82	5
16.08	3

16.36	24
16.38	30
16.5	100
16.8	24
17.55	8
... (245 rows omitted)	4802
86.72	7
86.81	1
88.31	7
88.7	38
88.96	2
-1 [-1] No answer	592
-2 [-2] Does not apply	2536
-3 [-3] Implausible value	822
-4 [-4] Inadmissible multiple response	0
-5 [-5] Not included in this version of the questionnaire	8368
-6 [-6] Version of questionnaire with modified filtering	0
-7 [-7] Only available in less restricted edition	0
-8 [-8] Question not part of the survey program this year	17027
-9 [-9] Don't want to answer [only CAWI]	8
-10 [-10] Break-off [only CAWI]	39

This variable reflects the Standard International Socio-Economic Index of Occupational Status of the respondent's mother when the respondent was 15 years old. The ISEI Index was developed in 1992 by Ganzeboom, De Graaf, Treiman, and De Leew based on information about income, education, and occupation. Technically, ISEI-08 was created by scaling the ISCO-08 classification. The values for the variable range between 11 and 90. In contrast to the prestige scores of Ganzeboom and Treiman (1996) and Wegener (1988), ISEI is a measure of socio-economic status. Source variable: This variable is based on ISCO-08 codes (PG-MISCO08_SCP) provided by infas, informed by plain text information (PMOCCUPATION) on respondents' mothers' occupation that is not included in the dataset. Transformation and recoding from ISCO-08 to ISEI-08 were done with the STATA package ISCOGEN (Jann 2019: <http://ideas.repec.org/c/boc/bocode/s458665.html>).

pgfisei08_scp – Father: occ. status at age 15 (ISEI-08)

 When you were fifteen years old what occupational status did your father hold? (from: *scp/w2/Q116v:pfoccupation[]*)

11.56	2
11.74	36
12.01	5
13.24	1
13.34	10
13.35	2
13.87	1
14.21	3
14.39	12
14.57	4
14.64	6

14.82	1
15.35	8
16.08	1
16.36	18
... (295 rows omitted)	6909
86.72	22
86.81	1
88.31	12
88.7	51
88.96	9
-1 [-1] No answer	342
-2 [-2] Does not apply	968
-3 [-3] Implausible value	972
-4 [-4] Inadmissible multiple response	0
-5 [-5] Not included in this version of the questionnaire	8368
-6 [-6] Version of questionnaire with modified filtering	0
-7 [-7] Only available in less restricted edition	0
-8 [-8] Question not part of the survey program this year	17027
-9 [-9] Don't want to answer [only CAWI]	7
-10 [-10] Break-off [only CAWI]	39

This variable reflects the Standard International Socio-Economic Index of Occupational Status of the respondent's father when the respondent was 15 years old. The ISEI Index was developed in 1992 by Ganzeboom, De Graaf, Treiman, and De Leew based on information about income, education, and occupation. Technically, ISEI-08 was created by scaling the ISCO-08 classification. The values for the variable range between 11 and 90. In contrast to the prestige scores of Ganzeboom and Treiman (1996) and Wegener (1988), ISEI is a measure of socio-economic status. Source variable: This variable is based on ISCO-08 codes (PG-FISCO08_SCP) provided by infas, informed by plain text information (PFOCCUPATION) on respondents' father' occupation that is not included in the dataset. Transformation and recoding from ISCO-08 to ISEI-08 were done with the STATA package ISCOGEN (Jann 2019: <http://ideas.repec.org/c/boc/bocode/s458665.html>).

pgisei88_scp – Last reached occ. status (ISEI-88)

? What is your current position/occupation? (from: scp/w2/Q62:poccupation[])
 ? What is your current or most recent position/occupation? (from: scp/w2/Q102:poccupation_n[])

16	188
19	33
20	89
21	21
22	7
23	302
24	55
25	335
26	49
27	18

28	25
29	252
30	758
31	212
32	317
... (42 rows omitted)	15219
83	17
85	126
87	11
88	226
90	14
-1 [-1] No answer	1894
-2 [-2] Does not apply	4867
-3 [-3] Implausible value	0
-4 [-4] Inadmissible multiple response	0
-5 [-5] Not included in this version of the questionnaire	0
-6 [-6] Version of questionnaire with modified filtering	0
-7 [-7] Only available in less restricted edition	0
-8 [-8] Question not part of the survey program this year	9168
-9 [-9] Don't want to answer [only CAWI]	262
-10 [-10] Break-off [only CAWI]	372

This variable reflects the (last reached) Standard International Socio-Economic Index of Occupational Status for all (formerly) employed persons. The ISEI Index was developed in 1992 by Ganzeboom, De Graaf, Treiman, and De Leew based on information about income, education, and occupation. Technically, ISEI was created by scaling the ISCO-88 classification. The values for the variable range between 16 and 90. In contrast to the prestige scores of Ganzeboom and Treiman (1996) and Wegener (1988), ISEI is a measure of socio-economic status. Source variable: This variable is based on ISCO-08 codes (PGISCO08_SCP) provided by infas, informed by plain text information (POCCUPATION) on respondents' (last) occupation that is not included in the dataset. Transformation and recoding from ISCO-08 to ISEI-88 were done with the STATA package ISCOGEN (Jann 2019: <http://ideas.repec.org/c/boc/bocode/s458665.html>).

pgmisei88_scp – Mother: occ. status at age 15 (ISEI-88)

? When you were fifteen years old, what was the occupational status of your mother? (from: *scp/w2/Q116m:pmoccupation[]*)

16	254
19	8
20	75
22	6
23	227
24	23
25	199
26	2
27	10
28	9
29	112

30	205
31	105
32	162
33	34
... (39 rows omitted)	3938
83	1
85	15
87	1
88	57
90	2
-1 [-1] No answer	592
-2 [-2] Does not apply	2536
-3 [-3] Implausible value	822
-4 [-4] Inadmissible multiple response	0
-5 [-5] Not included in this version of the questionnaire	8368
-6 [-6] Version of questionnaire with modified filtering	0
-7 [-7] Only available in less restricted edition	0
-8 [-8] Question not part of the survey program this year	17027
-9 [-9] Don't want to answer [only CAWI]	8
-10 [-10] Break-off [only CAWI]	39

This variable reflects the Standard International Socio-Economic Index of Occupational Status of the respondent's mother, when the respondent was 15 years old. The ISEI Index was developed in 1992 by Ganzeboom, De Graaf, Treiman, and De Leew based on information about income, education, and occupation. Technically, ISEI was created by scaling the ISCO-88 classification. The values for the variable range between 16 and 90. In contrast to the prestige scores of Ganzeboom and Treiman (1996) and Wegener (1988), ISEI is a measure of socio-economic status. Source variable: This variable is based on ISCO-08 codes (PG-MISCO08_SCP) provided by infas, informed by plain text information (PMOCCUPATION) on respondents' mothers' occupation that is not included in the dataset. Transformation and recoding from ISCO-08 to ISEI-88 were done with the STATA package ISCOGEN (Jann 2019: <http://ideas.repec.org/c/boc/bocode/s458665.html>).

pgfisei88_scp – Father: occ. status at age 15 (ISEI-88)

? When you were fifteen years old what occupational status did your father hold? (from: [scp/w2/Q116v:pfoccupation\[\]](#))

16	45
19	26
20	48
21	49
22	17
23	398
24	11
25	13
26	70
27	27
28	32
29	330

30	547
31	174
32	199
... (41 rows omitted)	4873
83	11
85	40
87	13
88	88
90	9
-1 [-1] No answer	436
-2 [-2] Does not apply	968
-3 [-3] Implausible value	972
-4 [-4] Inadmissible multiple response	0
-5 [-5] Not included in this version of the questionnaire	8368
-6 [-6] Version of questionnaire with modified filtering	0
-7 [-7] Only available in less restricted edition	0
-8 [-8] Question not part of the survey program this year	17027
-9 [-9] Don't want to answer [only CAWI]	7
-10 [-10] Break-off [only CAWI]	39

This variable reflects the Standard International Socio-Economic Index of Occupational Status of the respondent's father, when the respondent was 15 years old. The ISEI Index was developed in 1992 by Ganzeboom, De Graaf, Treiman, and De Leuw based on information about income, education, and occupation. Technically, ISEI was created by scaling the ISCO-88 classification. The values for the variable range between 16 and 90. In contrast to the prestige scores of Ganzeboom and Treiman (1996) and Wegener (1988), ISEI is a measure of socio-economic status. Source variable: This variable is based on ISCO-08 codes (PG-FISCO08_SCP) provided by infas, informed by plain text information (PFOCCUPATION) on respondents' fathers' occupation that is not included in the dataset. Transformation and recoding from ISCO-08 to ISEI-88 were done with the STATA package ISCOGEN (Jann 2019: <http://ideas.repec.org/c/boc/bocode/s458665.html>).

pgmps08_scp – Last reached occ. prestige (MPS-08)

- ? What is your current position/occupation? (from: scp/w2/Q62:poccupation[])
 ? What is your current or most recent position/occupation? (from: scp/w2/Q102:poccupation_n[])

20	10
23.9	12
24.7	1
26.7	12
26.9	206
28.6	3
30	88
30.3	7
31.2	46
31.8	11
31.9	7

32.4	63
34.7	6
35.6	7
36.1	8
... (162 rows omitted)	13368
160.5	146
170.9	49
173.3	38
179.6	226
186.8	14
-1 [-1] No answer	5840
-2 [-2] Does not apply	4867
-3 [-3] Implausible value	0
-4 [-4] Inadmissible multiple response	0
-5 [-5] Not included in this version of the questionnaire	0
-6 [-6] Version of questionnaire with modified filtering	0
-7 [-7] Only available in less restricted edition	0
-8 [-8] Question not part of the survey program this year	9168
-9 [-9] Don't want to answer [only CAWI]	262
-10 [-10] Break-off [only CAWI]	372

This variable gives the (last reached) occupational prestige score developed by Wegener (1988) for all (formerly) employed persons. The Magnitude-Prestige-Scale (MPS) is a tool for operationalising the social position of occupations in empirical surveys. In contrast to alternative instruments such as the Standard International Occupational Prestige Scale (SIOPS) or the International Socio-economic Index of Occupational Status (ISEI), the MPS is an instrument that was constructed for analyses on the national level only (Christoph, 2005). Source variable: This variable is based on ISCO-08 codes (PGISCO08_SCP) provided by infas, informed by plain text information (POCCUPATION) on respondents' (last) occupation that is not included in the dataset. Transformation and recoding from ISCO-08 to MPS were done with the STATA package ISCOGEN (Jann 2019: <http://ideas.repec.org/c/boc/bocode/s458665.html>).

pgmmmps08_scp – Mother: occ. prestige at age 15 (MPS-08)

? When you were fifteen years old, what was the occupational status of your mother? (from: *scp/w2/Q116m:pmoccupation[]*)

23.9	48
26.7	2
26.9	15
30	60
31.2	35
31.8	1
31.9	3
32.4	14
34.7	1
35.6	2
36.1	10
36.6	2

37.6	1
38.1	1
38.3	10
... (128 rows omitted)	3804
160.5	13
170.9	7
173.3	16
179.6	57
186.8	2
-1 [-1] No answer	1933
-2 [-2] Does not apply	2536
-3 [-3] Implausible value	822
-4 [-4] Inadmissible multiple response	0
-5 [-5] Not included in this version of the questionnaire	8368
-6 [-6] Version of questionnaire with modified filtering	0
-7 [-7] Only available in less restricted edition	0
-8 [-8] Question not part of the survey program this year	17027
-9 [-9] Don't want to answer [only CAWI]	8
-10 [-10] Break-off [only CAWI]	39

This variable gives the respondent's mother's occupational prestige score developed by Wegener (1988), when the respondent was 15 years old. The Magnitude-Prestige-Scale (MPS) is a tool for operationalising the social position of occupations in empirical surveys. In contrast to alternative instruments such as the Standard International Occupational Prestige Scale (SIOPS) or the International Socio-economic Index of Occupational Status (ISEI), the MPS is an instrument that was constructed for analyses on the national level only (Christoph, 2005). Source variable: This variable is based on ISCO-08 codes (PGMISCO08_SCP) provided by infas, informed by plain text information (PMOCCUPATION) on respondents' mothers' occupation that is not included in the dataset. Transformation and recoding from ISCO-08 to MPS were done with the STATA package ISCOGEN (Jann 2019: <http://ideas.repec.org/c/boc/bocode/s458665.html>).

pgfm08_scp – Father: occ. prestige at age 15 (MPS-08)

? When you were fifteen years old what occupational status did your father hold? (from: [scp/w2/Q116v:pfoccupation\[\]](#))

20	24
23.9	24
24.7	6
26.7	7
26.9	56
28.6	1
30	3
30.3	12
31.2	1
31.6	4
31.8	10
31.9	3
32.4	8

34.7	10
35.6	5
... (157 rows omitted)	5313
160.5	58
170.9	22
173.3	7
179.6	88
186.8	9
-1 [-1] No answer	1785
-2 [-2] Does not apply	968
-3 [-3] Implausible value	972
-4 [-4] Inadmissible multiple response	0
-5 [-5] Not included in this version of the questionnaire	8368
-6 [-6] Version of questionnaire with modified filtering	0
-7 [-7] Only available in less restricted edition	0
-8 [-8] Question not part of the survey program this year	17027
-9 [-9] Don't want to answer [only CAWI]	7
-10 [-10] Break-off [only CAWI]	39

This variable gives the respondent's father's occupational prestige score developed by Wegener (1988), when the respondent was 15 years old. The Magnitude-Prestige-Scale (MPS) is a tool for operationalising the social position of occupations in empirical surveys. In contrast to alternative instruments such as the Standard International Occupational Prestige Scale (SIOPS) or the International Socio-economic Index of Occupational Status (ISEI), the MPS is an instrument that was constructed for analyses on the national level only (Christoph, 2005). Source variable: This variable is based on ISCO-08 codes (PGFISCO08_SCP) provided by infas, informed by plain text information (PFOCCUPATION) on respondents' fathers' occupation that is not included in the dataset. Transformation and recoding from ISCO-08 to MPS were done with the STATA package ISCOGEN (Jann 2019: <http://ideas.repec.org/c/boc/bocode/s458665.html>).

pgsiops08_scp – Last reached occ. prestige (SIOPS-08)

? What is your current position/occupation? (from: scp/w2/Q62:poccupation[])

? What is your current or most recent position/occupation? (from: scp/w2/Q102:poccupation_n[])

13	11
15	1
16	10
17	2
18.02	11
18.96	5
20	118
20.03	12
20.09	22
20.26	119
20.3	186
20.39	18

20.76	43
21	10
21.08	24
... (208 rows omitted)	17447
75	9
75.68	6
76.11	14
78.01	226
78.16	76
-1 [-1] No answer	1798
-2 [-2] Does not apply	4867
-3 [-3] Implausible value	0
-4 [-4] Inadmissible multiple response	0
-5 [-5] Not included in this version of the questionnaire	0
-6 [-6] Version of questionnaire with modified filtering	0
-7 [-7] Only available in less restricted edition	0
-8 [-8] Question not part of the survey program this year	9168
-9 [-9] Don't want to answer [only CAWI]	262
-10 [-10] Break-off [only CAWI]	372

This variable gives the (last reached) occupational prestige score index for all (formerly) employed persons. SIOPS is based on ISCO-88 and was developed by Donald Treiman et al. The scale ranges from 6 to 78. PGSIOPS08_SCP is derived from ISCO-88 scores that themselves are derived from ISCO-08 scores. Source variable: This variable is based on ISCO-08 codes (PGISCO08_SCP) provided by infas, informed by plain text information (POCCUPATION) on respondents' (last) occupation that is not included in the dataset. Transformation and recoding from ISCO-08 to SIOPS-08 were done with the STATA package ISCOGEN (Jann 2019: <http://ideas.repec.org/c/boc/bocode/s458665.html>).

pgmsiops08_scp – Mother: occ. prestige at age 15 (SIOPS-08)

? When you were fifteen years old, what was the occupational status of your mother? (from: *scp/w2/Q116m:pmoccupation[]*)

16	2
20	150
20.03	6
20.09	1
20.26	111
20.3	14
20.39	1
20.76	50
21	13
21.08	24
21.67	47
22	58
22.16	1
22.28	33
22.69	3
... (172 rows omitted)	4821

73.51		38
75		2
76.11		2
78.01		57
78.16		11
-1	[-1] No answer	592
-2	[-2] Does not apply	2536
-3	[-3] Implausible value	822
-4	[-4] Inadmissible multiple response	0
-5	[-5] Not included in this version of the questionnaire	8368
-6	[-6] Version of questionnaire with modified filtering	0
-7	[-7] Only available in less restricted edition	0
-8	[-8] Question not part of the survey program this year	17027
-9	[-9] Don't want to answer [only CAWI]	8
-10	[-10] Break-off [only CAWI]	39

This variable gives the respondent's mother's occupational prestige score index, when the respondent was 15 years old. SIOPS is based on ISCO-88 and was developed by Donald Treiman et al. The scale ranges from 6 to 78. PGMSIOPS08_SCP is derived from ISCO-88 scores that themselves are derived from ISCO-08 scores. Source variable: This variable is based on ISCO-08 codes (PGMISCO08_SCP) provided by infas, informed by plain text information (PMOCCUPATION) on respondents' mothers' occupation that is not included in the dataset. Transformation and recoding from ISCO-08 to SIOPS-08 were done with the STATA package ISCOGEN

(Jann 2019: <http://ideas.repec.org/c/boc/bocode/s458665.html>).

pgfsiops08_scp – Father: occ. prestige at age 15 (SIOPS-08)

? When you were fifteen years old what occupational status did your father hold? (from: *scp/w2/Q116v:pfoccupation[]*)

13		13
15		6
16		4
18.02		21
20		3
20.03		5
20.09		1
20.26		6
20.3		53
20.39		3
20.76		29
21		8
21.08		18
21.67		9
21.8		1
...	(204 rows omitted)	6760
75		11
75.68		10
76.11		9

78.01		88
78.16		56
-1	[-1] No answer	342
-2	[-2] Does not apply	968
-3	[-3] Implausible value	972
-4	[-4] Inadmissible multiple response	0
-5	[-5] Not included in this version of the questionnaire	8368
-6	[-6] Version of questionnaire with modified filtering	0
-7	[-7] Only available in less restricted edition	0
-8	[-8] Question not part of the survey program this year	17027
-9	[-9] Don't want to answer [only CAWI]	7
-10	[-10] Break-off [only CAWI]	39

This variable gives the respondent's father's occupational prestige score index, when the respondent was 15 years old. SIOPS is based on ISCO-88 and was developed by Donald Treiman et al. The scale ranges from 6 to 78. pgsiops08_scp is derived from ISCO-88 scores that themselves are derived from ISCO-08 scores. Source variable: This variable is based on ISCO-08 codes (PGFISCO08_SCP) provided by infas, informed by plain text information (PFOCCUPATION) on respondents' fathers' occupation that is not included in the dataset. Transformation and recoding from ISCO-08 to SIOPS-08 were done with the STATA package ISCOGEN

(Jann 2019: <http://ideas.repec.org/c/boc/bocode/s458665.html>).

pgegp08_scp_v1 – Last reached occ. class (EGP-08) [until W2]

- ? What is your current position/occupation? (from: scp/w2/Q62:poccupation[])
- ? In what professional position are you _mainly_ employed at the moment? (from: scp/w2/Q63:poccstat[])
- ? What kind of self-employed person are you? (from: scp/w2/Q64:pselfemp[])
- ? What kind of civil servant are you? (from: scp/w2/Q66:pcivil[])
- ? What kind of employee are you? (from: scp/w2/Q67:pempl[])
- ? What kind of worker are you? (from: scp/w2/Q68:pworker[])
- ? Next, we are looking at your current main occupation. // In your position at work, do you supervise others? In other words, do people work under your direction? (from: scp/w2/Q69:pempcond02[])
- ? Next, we are looking at your current main occupation. // In your position at work, do you supervise others? In other words, do people work under your direction? (from: scp/w2/Q96:pempcond02_n[])
- ? What is your current or most recent position/occupation? (from: scp/w2/Q102:poccupation_n[])
- ? In what professional position are/were you _primarily_ employed last? (from: scp/w2/Q103:poccstat_n[])
- ? What kind of self-employed person are/were you? (from: scp/w2/Q104:pselfemp_n[])
- ? What kind of civil servant are/were you? (from: scp/w2/Q106:pcivil_n[])
- ? What kind of employee are/were you? (from: scp/w2/Q107:pempl_n[])
- ? What kind of worker are/were you? (from: scp/w2/Q108:pworker_n[])

1	[1] [I] Higher Managerial and Professional Workers	3073
2	[2] [II] Lower Managerial and Professional Workers	7035
3	[3] [IIIa] Routine Clerical Work	2643
4	[4] [IIIb] Routine Service and Sales Work	1211
5	[5] [IVa] Small s.e. with Employees	442
6	[6] [IVb] Small s.e. without Employees	196
7	[7] [V] Manual Supervisors	452
8	[8] [VI] Skilled Manual Workers	1358
9	[9] [VIIa] Semi- and Unskilled Manual Workers	1665
10	[10] [VIIb] Agricultural Labour	104
11	[11] [IVc] S.e. Farmers	95
-1	[-1] No answer	1894
-2	[-2] Does not apply	4867
-3	[-3] Implausible value	0
-4	[-4] Inadmissible multiple response	0
-5	[-5] Not included in this version of the questionnaire	0
-6	[-6] Version of questionnaire with modified filtering	0
-7	[-7] Only available in less restricted edition	0
-8	[-8] Question not part of the survey program this year	9168
-9	[-9] Don't want to answer [only CAWI]	262
-10	[-10] Break-off [only CAWI]	372

This variable gives the (last reached) occupational class for all (formerly) employed persons. EGP classes are derived from the Standard International Socio-Economic Index of Occupational Status (ISEI). Technically, the variable is created by scaling the ISCO-88 classification. In addition, it is based on information about whether the occupation has a managerial function, whether a self-employed activity is exercised, and information about the number of subordinates or employees. The EGP Index was documented by Ganzeboom/Treiman in 1996 and revised in 2003. PGEGP08_SCP_V1 is derived from ISCO-88 scores that themselves are derived from ISCO-08 scores. This variable was designed for the first two waves because here information about the company size is missing. This information will be available in subsequent waves. Source variable: This variable is based on ISCO-08 codes (PGISCO08_SCP) provided by infas, informed by plain text information (POCCUPATION) on respondents' (last) occupation that is not included in the dataset, and on occupational status (PSELFEMP, PWORKER, PCIVIL, PEMPL) and managerial function (pempcond02). Transformation and recoding from ISCO-08 to EGP were done with the STATA package ISCOGEN (Jann 2019: <http://ideas.repec.org/c/boc/bocode/s458665.html>).

pgmegp08_scp_v1 – Mother: occ. class at age 15 (EGP-08) [until W2]

? Which of the following categories describes your mother's occupational status when you were 15 years old? (from: scp/w2/Q115m:pmotherocc01[])

? What kind of worker was your mother when you were 15 years old? (from: scp/w2/Q115m_a:pmotherocc02[])

? What kind of employee was your mother when you were 15 years old? (from: scp/w2/Q115m_b:pmotherocc03[])

? What kind of civil servant was your mother when you were 15 years old? (from: scp/w2/Q115m_c:pmotherocc04[])

? What kind of self-employed was your mother when you were 15 years old? (from: scp/w2/Q115m_d:pmotherocc05[])

? When you were fifteen years old, what was the occupational status of your mother? (from: scp/w2/Q116m:pmoccupation[])

1	[1] [I] Higher Managerial and Professional Workers	327
2	[2] [II] Lower Managerial and Professional Workers	1315
3	[3] [IIIa] Routine Clerical Work	1411
4	[4] [IIIb] Routine Service and Sales Work	822
5	[5] [IVa] Small s.e. with Employees	114
6	[6] [IVb] Small s.e. without Employees	104
7	[7] [V] Manual Supervisors	6
8	[8] [VI] Skilled Manual Workers	414
9	[9] [VIIa] Semi- and Unskilled Manual Workers	661
10	[10] [VIIb] Agricultural Labour	218
11	[11] [IVc] S.e. Farmers	53
-1	[-1] No answer	592
-2	[-2] Does not apply	2536
-3	[-3] Implausible value	822
-4	[-4] Inadmissible multiple response	0
-5	[-5] Not included in this version of the questionnaire	8368
-6	[-6] Version of questionnaire with modified filtering	0
-7	[-7] Only available in less restricted edition	0
-8	[-8] Question not part of the survey program this year	17027
-9	[-9] Don't want to answer [only CAWI]	8
-10	[-10] Break-off [only CAWI]	39

This variable gives the respondent's mother's occupational class, when the respondent was 15 years old. EGP classes are derived from the Standard International Socio-Economic Index of Occupational Status (ISEI). Technically, the variable is created by scaling the ISCO-88 classification. In addition, it is based on information about whether the occupation has a managerial function, whether a self-employed activity is exercised, and information about the number of subordinates or employees. The EGP Index was documented by Ganzeboom/Treiman in 1996 and revised in 2003. PGMEGP08_SCP_V1 is derived from ISCO-88 scores that themselves are derived from ISCO-08 scores. Because information about mother's company size was not surveyed, information about the number of subordinates or employees was derived from the occupational status. The variable was developed for waves 1 and 2 and is given the suffix "_V1", as the occupational status of the self-employed was surveyed in a more differentiated way from wave 3 onwards. Source variables: This variable is based on ISCO-08 codes (PGMISCO08_SCP) provided by infas, informed by plain text information (PMOCCUPATION) on respondents' mothers' occupation that is not included in the dataset, and on occupational status (PMOTHEROCC01, PMOTHEROCC02, PMOTHEROCC03, PMOTHEROCC04, PMOTHEROCC05). Transformation and recoding from ISCO-08 to EGP were done with the STATA package ISCOGEN (Jann 2019: <http://ideas.repec.org/c/boc/bocode/s458665.html>).

pgfegp08_scp_v1 – Father: occ. class at age 15 (EGP-08) [until W2]

? Which of the following categories describes your father's occupational status when you were 15 years old? (from: scp/w2/Q115v:pfatherocc01[])

- ? What kind of worker was your father when you were 15 years old? (from: scp/w2/Q115v_a:pfatherocc02[])
- ? What kind of employee was your father when you were 15 years old? (from: scp/w2/Q115v_b:pfatherocc03[])
- ? What kind of civil servant was your father when you were 15 years old? (from: scp/w2/Q115v_c:pfatherocc04[])
- ? What kind of self-employed was your father when you were 15 years old? (from: scp/w2/Q115v_d:pfatherocc05[])
- ? When you were fifteen years old what occupational status did your father hold? (from: scp/w2/Q116v:pfoccupation[])

1	[1] [I] Higher Managerial and Professional Workers	1147
2	[2] [II] Lower Managerial and Professional Workers	1488
3	[3] [IIIa] Routine Clerical Work	415
4	[4] [IIIb] Routine Service and Sales Work	114
5	[5] [IVa] Small s.e. with Employees	355
6	[6] [IVb] Small s.e. without Employees	188
7	[7] [V] Manual Supervisors	219
8	[8] [VI] Skilled Manual Workers	1701
9	[9] [VIIa] Semi- and Unskilled Manual Workers	988
10	[10] [VIIb] Agricultural Labour	257
11	[11] [IVc] S.e. Farmers	148
-1	[-1] No answer	436
-2	[-2] Does not apply	968
-3	[-3] Implausible value	972
-4	[-4] Inadmissible multiple response	0
-5	[-5] Not included in this version of the questionnaire	8368
-6	[-6] Version of questionnaire with modified filtering	0
-7	[-7] Only available in less restricted edition	0
-8	[-8] Question not part of the survey program this year	17027
-9	[-9] Don't want to answer [only CAWI]	7
-10	[-10] Break-off [only CAWI]	39

This variable gives the respondent's father's occupational class when the respondent was 15 years old. EGP classes are derived from the Standard International Socio-Economic Index of Occupational Status (ISEI). Technically, the variable is created by scaling the ISCO-88 classification. In addition, it is based on information about whether the occupation has a managerial function, whether a self-employed activity is exercised, and information about the number of subordinates or employees. The EGP Index was documented by Ganzeboom/Treiman in 1996 and revised in 2003. PGFEGP08_SCP_V1 is derived from ISCO-88 scores that themselves are derived from ISCO-08 scores. Because information about father's company size was not surveyed, information about the number of employees was derived from the occupational status. The variable was developed for waves 1 and 2 and is given the suffix "_V1", as the occupational status of the self-employed was surveyed in a more differentiated manner from wave 3 onwards. Source variables: This variable is based on ISCO-08 codes (PGFISCO08_SCP) provided by infas, informed by plain text information (PFOCCUPATION) on respondents' fathers' occupation that is not included in the dataset, and on occupational status (PFATHEROCC01, PFATHEROCC02, PFATHEROCC03, PFATHEROCC04, PFATHEROCC05). Transformation and recoding from ISCO-08 to EGP were done with the STATA package ISCOGEN

(Jann 2019: <http://ideas.repec.org/c/boc/bocode/s458665.html>).

pgiscolj08_scp – Last Job: occ. class. (ISCO-08)

- ? What is your current employment situation? (from: scp/w1_1/Q36:pempstat1[])
 ? In what employment situation are you _mainly_ at the moment? (from: scp/w2/Q58:pempstat[])
 ? What is your current position/occupation? (from: scp/w2/Q62:poccupation[])
 ? What is your current or most recent position/occupation? (from: scp/w2/Q102:poccupation_n[])

0	[0] Armed forces occupations	0
100	[100] Commissioned armed forces officers	0
110	[110] Commissioned armed forces officers	12
200	[200] Non-commissioned armed forces officers	0
210	[210] Non-commissioned armed forces officers	3
300	[300] Armed forces occupations, other ranks	0
310	[310] Armed forces occupations, other ranks	16
1000	[1000] Managers	0
1100	[1100] Chief executives, senior officials and legislators	0
1110	[1110] Legislators and senior officials	0
1111	[1111] Legislators	4
1112	[1112] Senior government officials	41
1113	[1113] Traditional chiefs and heads of village	0
1114	[1114] Senior officials of special-interest organizations	5
1120	[1120] Managing directors and chief executives	103
...	(570 rows omitted)	4921
9621	[9621] Messengers, package deliverers and luggage porters	3
9622	[9622] Odd job persons	1
9623	[9623] Meter readers and vending-machine collectors	0
9624	[9624] Water and firewood collectors	0
9629	[9629] Elementary workers not elsewhere classified	5
-1	[-1] No answer	1798
-2	[-2] Does not apply	18123
-3	[-3] Implausible value	0
-4	[-4] Inadmissible multiple response	0
-5	[-5] Not included in this version of the questionnaire	0
-6	[-6] Version of questionnaire with modified filtering	0
-7	[-7] Only available in less restricted edition	0
-8	[-8] Question not part of the survey program this year	9168
-9	[-9] Don't want to answer [only CAWI]	262
-10	[-10] Break-off [only CAWI]	372

This variable is designed to provide data on the last occupational activity for all previously employed persons according to the International Standard Classification of Occupations ISCO-08 (Version of the ILO). Respondents enter the answer to the question about their last occupational title in their own words into a blank in the questionnaire. ISCO-08 is a strictly four-digit classification, and this variable is therefore coded in four-digit form. ISCO-08 was adopted through a resolution of a Tripartite Meeting of Experts on Labour Statistics held in

December 2007. This resolution was subsequently endorsed by the Governing Body of the ILO in March 2008. Source variable: This variable is based on the plain text information (POCCUPATION) on respondents' last occupation that is not included in the dataset as well as their employment status (PEMPSTAT1 in wave 1; PEMPSTAT in subsequent waves). Sourcelink: <https://ilostat.ilo.org/methods/concepts-and-definitions/classification-occupation/>. ISCO-08 codes are provided by infas.

pgiscolj88_scp – Last Job: occ. class. (ISCO-88)

- ? What is your current employment situation? (from: scp/w1_1/Q36:pempstat1[])
- ? In what employment situation are you _mainly_ at the moment? (from: scp/w2/Q58:pempstat[])
- ? What is your current position/occupation? (from: scp/w2/Q62:poccupation[])
- ? What is your current or most recent position/occupation? (from: scp/w2/Q102:poccupation_n[])

0	[0] Armed forces	0
100	[100] Armed forces	0
110	[110] Legislators and senior officials	31
1000	[1000] Legislators, senior officials and managers	0
1100	[1100] Legislators and senior officials	0
1110	[1110] Legislators and senior government officials	4
1120	[1120] Senior (national) government officials (incl. minister, ambassador)	41
1140	[1140] Senior officials of special-interest organisations	5
1141	[1141] Senior officials of political party organisations	0
1142	[1142] Senior officials of employers', workers' and other economic-interest organisations	0
1143	[1143] Senior officials of humanitarian and other special-interest organisations	0
1200	[1200] Corporate managers	0
1210	[1210] Directors and chief executives	103
1220	[1220] Production and operations managers	23
1221	[1221] Production and operations managers in agriculture, hunting, forestry and fishing	3
...	(486 rows omitted)	4834
9320	[9320] Manufacturing labourers	13
9322	[9322] Handpackers and other manufacturing labourers (incl. crater, labeller9	10
9330	[9330] Transport labourers and freight handlers	0
9331	[9331] Hand or pedal vehicle drivers (incl. rickshaw driver)	0
9333	[9333] Freight handlers (incl. docker, loader, longshoreman, remover, stevedore)	47
-1	[-1] No answer	1798
-2	[-2] Does not apply	18123
-3	[-3] Implausible value	0
-4	[-4] Inadmissible multiple response	0
-5	[-5] Not included in this version of the questionnaire	0
-6	[-6] Version of questionnaire with modified filtering	0
-7	[-7] Only available in less restricted edition	0
-8	[-8] Question not part of the survey program this year	9168
-9	[-9] Don't want to answer [only CAWI]	262
-10	[-10] Break-off [only CAWI]	372

This variable is designed to provide data on the last occupational activity for all formerly employed persons according to the International Standard Classification of Occupations ISCO-

88 (Version of the ILO). Respondents enter the answer to the question about their last occupational title in their own words into a blank in the questionnaire. ISCO-88 is a strictly four-digit classification, and this variable is therefore coded in four-digit form. Source variable: This variable is based on ISCO-08 codes (PGISCO08_SCP) provided by infas, informed by plain text information (POCCUPATION) on respondents' last occupation that is not included in the dataset as well as their employment status (PEMPSTAT1 in wave 1; PEMPSTAT in subsequent waves). Transformation and recoding from ISCO-08 to ISCO-88 were done with the STATA package ISCOGEN (Jann 2019: <http://ideas.repec.org/c/boc/bocode/s458665.html>).

8 Income

pglabgro – Current Gross Labour Inc. (Euros)

- ? How much did you earn last month? If possible, please specify both:
- gross earnings, i.e. wages or salaries before deducting taxes and social security
 - net earnings, i.e. the amount after deducting taxes and contributions to pension, unemployment and health insurance // gross [...] Euro (*from: scp/w2/Q56:plabincbrut[]*)
- ? How much did you earn last month? If possible, please specify both:
- gross earnings, i.e. wages or salaries before deducting taxes and social security
 - net earnings, i.e. the amount after deducting taxes and contributions to pension, unemployment and health insurance // gross: [...] Euro (*from: scp/w2/Q88:plabincbrut_n[]*)

0	10687
1	9
2	2
3	1
4	1
5	1
12	1
20	1
27.43	1
35	1
41	1
48	1
50	5
60	2
76	1
... (3614 rows omitted)	18168
345598	1
410900	2
426100	1
1000200	1
5000000	1
-1 [-1] No answer	4120
-2 [-2] Does not apply	0
-3 [-3] Implausible value	317
-4 [-4] Inadmissible multiple response	0
-5 [-5] Not included in this version of the questionnaire	0
-6 [-6] Version of questionnaire with modified filtering	0

-7	[-7] Only available in less restricted edition	0
-8	[-8] Question not part of the survey program this year	0
-9	[-9] Don't want to answer [only CAWI]	1077
-10	[-10] Break-off [only CAWI]	434

This variable contains the current gross labour income without imputations for item-nonresponse.

pgi1labgro – 1. Imputed Current Gross Labour Inc. (Euros) [1/15]

- ? How much did you earn last month? If possible, please specify both:
- gross earnings, i.e. wages or salaries before deducting taxes and social security
 - net earnings, i.e. the amount after deducting taxes and contributions to pension, unemployment and health insurance // gross [...] Euro (*from: scp/w2/Q56:plabincbrut[]*)
- ? How much did you earn last month? If possible, please specify both:
- gross earnings, i.e. wages or salaries before deducting taxes and social security
 - net earnings, i.e. the amount after deducting taxes and contributions to pension, unemployment and health insurance // gross: [...] Euro (*from: scp/w2/Q88:plabincbrut_n[]*)

0	12851
1	12
2	3
3	1
4	4
5	1
10	1
12	1
17	3
20	1
27.43	1
35	1
40	1
41	1
48	2
... (4652 rows omitted)	21948
309796	1
345598	1
410900	1
1000200	1
5000000	1
-1 [-1] No answer	0
-2 [-2] Does not apply	0
-3 [-3] Implausible value	0
-4 [-4] Inadmissible multiple response	0
-5 [-5] Not included in this version of the questionnaire	0
-6 [-6] Version of questionnaire with modified filtering	0
-7 [-7] Only available in less restricted edition	0
-8 [-8] Question not part of the survey program this year	0
-9 [-9] Don't want to answer [only CAWI]	0
-10 [-10] Break-off [only CAWI]	0

This variable contains the respondents' gross labour income (PGLABGRO) with missing values replaced by the 1st of 15 imputations as generated by multiple imputation by chained equations (Rubin, 1987; van Buuren et al., 2006).

Multiple imputation is a technique to deal with missing data in which missing values are replaced by multiple imputed values that are plausible based on a statistical imputation model. These imputed values serve not as an exact estimate of the missing value, but to recreate both relationships between variables and the variance and uncertainty in the data. To analyse the multiply imputed data, the statistical analysis of interest needs to be performed on all imputed versions of the dataset (in this case, 15) separately, and the estimates from these separate analyses are combined into single estimates according to specific combining rules thereafter. Conventional statistics software often includes dedicated solutions for dealing with multiply imputed data, such as the mice package in R (R Core Team, 2023; van Buuren & Groothuis-Oudshoorn, 2011) or the built-in command mi estimate in Stata (StataCorp, 2023).

The imputations in PGI1LABGRO are intended primarily to ease univariate analyses on the whole sample, both cross-sectional and longitudinal, and are based on the assumption that the data are missing at random (MAR). Because it is impossible to cover all relationships in the data with the imputation model, estimates in bivariate and multivariate analyses as well as subgroup analyses may be biased to some extent on a case-by-case basis, as the congeniality principle (Meng, 1994) may be violated. However, all imputed variables in the SCP (individual gross labour income, individual net labour income, household net income, and size of housing unit) were imputed together in an iterative fashion through multiple imputation by chained equations, which means they can be analyzed together in a statistical model if needed. For more complex analyses of the data, users may consider applying multiple imputation by themselves using an imputation model tailored to their specific substantive model of interest.

The imputed gross income consists of the sum of two imputed variables, the net income and the difference between gross and net income. This was done to evade multicollinearity issues in the imputation which arise from the very strong correlation between gross and net income.

Both of these variables were imputed using type-1 predictive mean matching as implemented in the mice package in R. Simply put, this method entails (1) estimating predictive means of the variable to be imputed using a regression model and (2) using these predictive means to match missing with observed values, which serve as donors for the imputations. To deal with the highly skewed distribution of both imputed variables, a log transformation was applied to the variables before imputation, with imputed variables being transformed back to the initial scale after imputation.

Predictor variables in the imputation model cover a broad selection of variables from the survey and additional microgeographic data. Variables from other waves were included as additional predictor variables, with the data being reshaped to the wide format. Predictors for the imputation model were selected through a threshold of $r=0.2$ in terms of their correlation to the imputed variable and, subsequently, by lasso regression with cross-validated lambda parameter. For further dimensionality reduction of the predictor space to a maximum of 40 components, partial least squares regression was applied to the selected predictor variables. Meng, X. L. (1994). Multiple-imputation inferences with uncongenial sources of input. *Statistical Science*, 9(4), 538-558.

R Core Team (2023). R: A Language and Environment for Statistical Computing. R Foundation for Statistical Computing. <https://www.R-project.org/>

Rubin, D. B. (1987). *Multiple imputation for nonresponse in surveys*. Wiley.

StataCorp (2023). *Stata 18 Multiple-Imputation Reference Manual*. Stata Press.

van Buuren, S., Brand, J. P., Groothuis-Oudshoorn, C. G., & Rubin, D. B. (2006). Fully conditional specification in multivariate imputation. *Journal of Statistical Computation and Simulation*, 76(12), 1049–1064.

van Buuren, S., & Groothuis-Oudshoorn, K. (2011). mice: Multivariate imputation by chained equations in R. *Journal of Statistical Software*, 45(3), 1-67.

pgi2labgro – 2. Imputed Current Gross Labour Inc. (Euros) [2/15]

? How much did you earn last month? If possible, please specify both:

- gross earnings, i.e. wages or salaries before deducting taxes and social security
- net earnings, i.e. the amount after deducting taxes and contributions to pension, unemployment and health insurance // gross [...] Euro (*from: scp/w2/Q56:plabincbrut[]*)

? How much did you earn last month? If possible, please specify both:

- gross earnings, i.e. wages or salaries before deducting taxes and social security
- net earnings, i.e. the amount after deducting taxes and contributions to pension, unemployment and health insurance // gross: [...] Euro (*from: scp/w2/Q88:plabincbrut_n[]*)

0	12844
1	10
2	2
3	1
4	2
5	1
10	1
12	1
13	1
17	1
20	2
27.43	1
35	1
41	1
42	1
... (4730 rows omitted)	21962
309796	1
345598	1
410900	1
1000200	1
5000000	1
-1 [-1] No answer	0
-2 [-2] Does not apply	0
-3 [-3] Implausible value	0
-4 [-4] Inadmissible multiple response	0
-5 [-5] Not included in this version of the questionnaire	0
-6 [-6] Version of questionnaire with modified filtering	0
-7 [-7] Only available in less restricted edition	0
-8 [-8] Question not part of the survey program this year	0
-9 [-9] Don't want to answer [only CAWI]	0
-10 [-10] Break-off [only CAWI]	0

This variable contains the respondents' gross labour income (PGLABGRO) with missing values replaced by the 2nd of 15 imputations as generated by multiple imputation by chained equations (Rubin, 1987; van Buuren et al., 2006). For more information on the imputations, see PGI1LABGRO.

pgi3labgro – 3. Imputed Current Gross Labour Inc. (Euros) [3/15]

- ?** How much did you earn last month? If possible, please specify both:
- gross earnings, i.e. wages or salaries before deducting taxes and social security
 - net earnings, i.e. the amount after deducting taxes and contributions to pension, unemployment and health insurance // gross [...] Euro (*from: scp/w2/Q56:plabincbrut[]*)
- ?** How much did you earn last month? If possible, please specify both:
- gross earnings, i.e. wages or salaries before deducting taxes and social security
 - net earnings, i.e. the amount after deducting taxes and contributions to pension, unemployment and health insurance // gross: [...] Euro (*from: scp/w2/Q88:plabincbrut_n[]*)

0	12899
1	11
2	2
3	1
4	3
5	1
12	1
15	1
16.2	1
17	1
20	2
25	1
27.43	1
35	2
40	1
... (4684 rows omitted)	21904
309796	1
345598	1
410900	1
1000200	1
5000000	1
-1 [-1] No answer	0
-2 [-2] Does not apply	0
-3 [-3] Implausible value	0
-4 [-4] Inadmissible multiple response	0
-5 [-5] Not included in this version of the questionnaire	0
-6 [-6] Version of questionnaire with modified filtering	0
-7 [-7] Only available in less restricted edition	0
-8 [-8] Question not part of the survey program this year	0
-9 [-9] Don't want to answer [only CAWI]	0
-10 [-10] Break-off [only CAWI]	0

This variable contains the respondents' gross labour income (PGLABGRO) with missing values replaced by the 3rd of 15 imputations as generated by multiple imputation by chained

equations (Rubin, 1987; van Buuren et al., 2006). For more information on the imputations, see PGI1LABGRO.

pgi4labgro – 4. Imputed Current Gross Labour Inc. (Euros) [4/15]

- ? How much did you earn last month? If possible, please specify both:
- gross earnings, i.e. wages or salaries before deducting taxes and social security
 - net earnings, i.e. the amount after deducting taxes and contributions to pension, unemployment and health insurance // gross [...] Euro (from: scp/w2/Q56:plabincbrut[])
- ? How much did you earn last month? If possible, please specify both:
- gross earnings, i.e. wages or salaries before deducting taxes and social security
 - net earnings, i.e. the amount after deducting taxes and contributions to pension, unemployment and health insurance // gross: [...] Euro (from: scp/w2/Q88:plabincbrut_n[])

0	12820
1	9
2	3
3	1
4	1
5	1
12	1
20	1
25	2
27.43	1
30	1
35	1
40	1
41	1
48	1
... (4742 rows omitted)	21987
309796	1
345598	1
410900	1
1000200	1
5000000	1
-1 [-1] No answer	0
-2 [-2] Does not apply	0
-3 [-3] Implausible value	0
-4 [-4] Inadmissible multiple response	0
-5 [-5] Not included in this version of the questionnaire	0
-6 [-6] Version of questionnaire with modified filtering	0
-7 [-7] Only available in less restricted edition	0
-8 [-8] Question not part of the survey program this year	0
-9 [-9] Don't want to answer [only CAWI]	0
-10 [-10] Break-off [only CAWI]	0

This variable contains the respondents' gross labour income (PGLABGRO) with missing values replaced by the 4th of 15 imputations as generated by multiple imputation by chained equations (Rubin, 1987; van Buuren et al., 2006). For more information on the imputations, see PGI1LABGRO.

pgi5labgro – 5. Imputed Current Gross Labour Inc. (Euros) [5/15]

- ?** How much did you earn last month? If possible, please specify both:
- gross earnings, i.e. wages or salaries before deducting taxes and social security
 - net earnings, i.e. the amount after deducting taxes and contributions to pension, unemployment and health insurance // gross [...] Euro (*from: scp/w2/Q56:plabincbrut[]*)
- ?** How much did you earn last month? If possible, please specify both:
- gross earnings, i.e. wages or salaries before deducting taxes and social security
 - net earnings, i.e. the amount after deducting taxes and contributions to pension, unemployment and health insurance // gross: [...] Euro (*from: scp/w2/Q88:plabincbrut_n[]*)

0	12828
1	14
2	2
3	1
4	2
5	1
6	1
12	1
20	1
27.43	1
30	1
35	1
40	2
41	1
48	2
... (4714 rows omitted)	21973
309796	1
345598	1
410900	1
1000200	1
5000000	1
-1 [-1] No answer	0
-2 [-2] Does not apply	0
-3 [-3] Implausible value	0
-4 [-4] Inadmissible multiple response	0
-5 [-5] Not included in this version of the questionnaire	0
-6 [-6] Version of questionnaire with modified filtering	0
-7 [-7] Only available in less restricted edition	0
-8 [-8] Question not part of the survey program this year	0
-9 [-9] Don't want to answer [only CAWI]	0
-10 [-10] Break-off [only CAWI]	0

This variable contains the respondents' gross labour income (PGLABGRO) with missing values replaced by the 5th of 15 imputations as generated by multiple imputation by chained equations (Rubin, 1987; van Buuren et al., 2006). For more information on the imputations, see PGI1LABGRO.

pgi6labgro – 6. Imputed Current Gross Labour Inc. (Euros) [6/15]

- ? How much did you earn last month? If possible, please specify both:
- gross earnings, i.e. wages or salaries before deducting taxes and social security
 - net earnings, i.e. the amount after deducting taxes and contributions to pension, unemployment and health insurance // gross [...] Euro (*from: scp/w2/Q56:plabincbrut[]*)
- ? How much did you earn last month? If possible, please specify both:
- gross earnings, i.e. wages or salaries before deducting taxes and social security
 - net earnings, i.e. the amount after deducting taxes and contributions to pension, unemployment and health insurance // gross: [...] Euro (*from: scp/w2/Q88:plabincbrut_n[]*)

0	12907
1	10
2	2
3	1
4	2
5	1
12	1
14	1
20	2
27.43	1
35	1
40	1
41	1
48	2
50	7
... (4674 rows omitted)	21892
309796	1
345598	1
410900	1
1000200	1
5000000	1
-1 [-1] No answer	0
-2 [-2] Does not apply	0
-3 [-3] Implausible value	0
-4 [-4] Inadmissible multiple response	0
-5 [-5] Not included in this version of the questionnaire	0
-6 [-6] Version of questionnaire with modified filtering	0
-7 [-7] Only available in less restricted edition	0
-8 [-8] Question not part of the survey program this year	0
-9 [-9] Don't want to answer [only CAWI]	0
-10 [-10] Break-off [only CAWI]	0

This variable contains the respondents' gross labour income (PGLABGRO) with missing values replaced by the 6th of 15 imputations as generated by multiple imputation by chained equations (Rubin, 1987; van Buuren et al., 2006). For more information on the imputations, see PGI1LABGRO.

pgi7labgro – 7. Imputed Current Gross Labour Inc. (Euros) [7/15]

- ?** How much did you earn last month? If possible, please specify both:
- gross earnings, i.e. wages or salaries before deducting taxes and social security
 - net earnings, i.e. the amount after deducting taxes and contributions to pension, unemployment and health insurance // gross [...] Euro (*from: scp/w2/Q56:plabincbrut[]*)
- ?** How much did you earn last month? If possible, please specify both:
- gross earnings, i.e. wages or salaries before deducting taxes and social security
 - net earnings, i.e. the amount after deducting taxes and contributions to pension, unemployment and health insurance // gross: [...] Euro (*from: scp/w2/Q88:plabincbrut_n[]*)

0	12844
1	10
2	2
3	1
4	1
5	1
12	1
17	2
18	1
20	1
27.43	1
35	1
40	2
41	1
48	1
... (4675 rows omitted)	21962
309796	1
345598	1
410900	1
1000200	1
5000000	1
-1 [-1] No answer	0
-2 [-2] Does not apply	0
-3 [-3] Implausible value	0
-4 [-4] Inadmissible multiple response	0
-5 [-5] Not included in this version of the questionnaire	0
-6 [-6] Version of questionnaire with modified filtering	0
-7 [-7] Only available in less restricted edition	0
-8 [-8] Question not part of the survey program this year	0
-9 [-9] Don't want to answer [only CAWI]	0
-10 [-10] Break-off [only CAWI]	0

This variable contains the respondents' gross labour income (PGLABGRO) with missing values replaced by the 7th of 15 imputations as generated by multiple imputation by chained equations (Rubin, 1987; van Buuren et al., 2006). For more information on the imputations, see PGI1LABGRO.

pgi8labgro – 8. Imputed Current Gross Labour Inc. (Euros) [8/15]

- ? How much did you earn last month? If possible, please specify both:
- gross earnings, i.e. wages or salaries before deducting taxes and social security
 - net earnings, i.e. the amount after deducting taxes and contributions to pension, unemployment and health insurance // gross [...] Euro (*from: scp/w2/Q56:plabincbrut[]*)
- ? How much did you earn last month? If possible, please specify both:
- gross earnings, i.e. wages or salaries before deducting taxes and social security
 - net earnings, i.e. the amount after deducting taxes and contributions to pension, unemployment and health insurance // gross: [...] Euro (*from: scp/w2/Q88:plabincbrut_n[]*)

0	12885
1	10
2	2
3	1
4	1
5	1
8	1
10	1
12	1
20	1
27.43	1
30	2
35	1
40	2
41	1
... (4664 rows omitted)	21921
309796	1
345598	1
410900	1
1000200	1
5000000	1
-1 [-1] No answer	0
-2 [-2] Does not apply	0
-3 [-3] Implausible value	0
-4 [-4] Inadmissible multiple response	0
-5 [-5] Not included in this version of the questionnaire	0
-6 [-6] Version of questionnaire with modified filtering	0
-7 [-7] Only available in less restricted edition	0
-8 [-8] Question not part of the survey program this year	0
-9 [-9] Don't want to answer [only CAWI]	0
-10 [-10] Break-off [only CAWI]	0

This variable contains the respondents' gross labour income (PGLABGRO) with missing values replaced by the 8th of 15 imputations as generated by multiple imputation by chained equations (Rubin, 1987; van Buuren et al., 2006). For more information on the imputations, see PGI1LABGRO.

pgi9labgro – 9. Imputed Current Gross Labour Inc. (Euros) [9/15]

- ?** How much did you earn last month? If possible, please specify both:
- gross earnings, i.e. wages or salaries before deducting taxes and social security
 - net earnings, i.e. the amount after deducting taxes and contributions to pension, unemployment and health insurance // gross [...] Euro (*from: scp/w2/Q56:plabincbrut[]*)
- ?** How much did you earn last month? If possible, please specify both:
- gross earnings, i.e. wages or salaries before deducting taxes and social security
 - net earnings, i.e. the amount after deducting taxes and contributions to pension, unemployment and health insurance // gross: [...] Euro (*from: scp/w2/Q88:plabincbrut_n[]*)

0	12843
1	10
2	2
3	1
4	1
5	1
12	1
15	3
20	2
24	1
25	1
27.43	1
35	1
40	1
41	1
... (4772 rows omitted)	21962
309796	1
345598	1
410900	1
1000200	1
5000000	1
-1 [-1] No answer	0
-2 [-2] Does not apply	0
-3 [-3] Implausible value	0
-4 [-4] Inadmissible multiple response	0
-5 [-5] Not included in this version of the questionnaire	0
-6 [-6] Version of questionnaire with modified filtering	0
-7 [-7] Only available in less restricted edition	0
-8 [-8] Question not part of the survey program this year	0
-9 [-9] Don't want to answer [only CAWI]	0
-10 [-10] Break-off [only CAWI]	0

This variable contains the respondents' gross labour income (PGLABGRO) with missing values replaced by the 9th of 15 imputations as generated by multiple imputation by chained equations (Rubin, 1987; van Buuren et al., 2006). For more information on the imputations, see PGI1LABGRO.

pgi10labgro – 10. Imputed Current Gross Labour Inc. (Euros) [10/15]

- ?** How much did you earn last month? If possible, please specify both:
- gross earnings, i.e. wages or salaries before deducting taxes and social security
 - net earnings, i.e. the amount after deducting taxes and contributions to pension, unemployment and health insurance // gross [...] Euro (*from: scp/w2/Q56:plabincbrut[]*)
- ?** How much did you earn last month? If possible, please specify both:
- gross earnings, i.e. wages or salaries before deducting taxes and social security
 - net earnings, i.e. the amount after deducting taxes and contributions to pension, unemployment and health insurance // gross: [...] Euro (*from: scp/w2/Q88:plabincbrut_n[]*)

0	12893
1	9
2	2
3	1
4	1
5	1
12	1
16	1
17	1
20	2
27.43	1
30	1
35	1
40	2
41	1
... (4719 rows omitted)	21914
309796	1
345598	1
410900	1
1000200	1
5000000	1
-1 [-1] No answer	0
-2 [-2] Does not apply	0
-3 [-3] Implausible value	0
-4 [-4] Inadmissible multiple response	0
-5 [-5] Not included in this version of the questionnaire	0
-6 [-6] Version of questionnaire with modified filtering	0
-7 [-7] Only available in less restricted edition	0
-8 [-8] Question not part of the survey program this year	0
-9 [-9] Don't want to answer [only CAWI]	0
-10 [-10] Break-off [only CAWI]	0

This variable contains the respondents' gross labour income (PGLABGRO) with missing values replaced by the 10th of 15 imputations as generated by multiple imputation by chained equations (Rubin, 1987; van Buuren et al., 2006). For more information on the imputations, see PGI1LABGRO.

pgi11labgro – 11. Imputed Current Gross Labour Inc. (Euros) [11/15]

- ?** How much did you earn last month? If possible, please specify both:
- gross earnings, i.e. wages or salaries before deducting taxes and social security
 - net earnings, i.e. the amount after deducting taxes and contributions to pension, unemployment and health insurance // gross [...] Euro (*from: scp/w2/Q56:plabincbrut[]*)
- ?** How much did you earn last month? If possible, please specify both:
- gross earnings, i.e. wages or salaries before deducting taxes and social security
 - net earnings, i.e. the amount after deducting taxes and contributions to pension, unemployment and health insurance // gross: [...] Euro (*from: scp/w2/Q88:plabincbrut_n[]*)

0	12876
1	11
2	2
3	1
4	2
5	1
12	1
17	1
18	1
20	2
25	1
27.43	1
30	1
35	1
40	1
... (4662 rows omitted)	21929
309796	1
345598	1
410900	1
1000200	1
5000000	1
-1 [-1] No answer	0
-2 [-2] Does not apply	0
-3 [-3] Implausible value	0
-4 [-4] Inadmissible multiple response	0
-5 [-5] Not included in this version of the questionnaire	0
-6 [-6] Version of questionnaire with modified filtering	0
-7 [-7] Only available in less restricted edition	0
-8 [-8] Question not part of the survey program this year	0
-9 [-9] Don't want to answer [only CAWI]	0
-10 [-10] Break-off [only CAWI]	0

This variable contains the respondents' gross labour income (PGLABGRO) with missing values replaced by the 11th of 15 imputations as generated by multiple imputation by chained equations (Rubin, 1987; van Buuren et al., 2006). For more information on the imputations, see PGI1LABGRO.

pgi12labgro – 12. Imputed Current Gross Labour Inc. (Euros) [12/15]

- ? How much did you earn last month? If possible, please specify both:
- gross earnings, i.e. wages or salaries before deducting taxes and social security
 - net earnings, i.e. the amount after deducting taxes and contributions to pension, unemployment and health insurance // gross [...] Euro (*from: scp/w2/Q56:plabincbrut[]*)
- ? How much did you earn last month? If possible, please specify both:
- gross earnings, i.e. wages or salaries before deducting taxes and social security
 - net earnings, i.e. the amount after deducting taxes and contributions to pension, unemployment and health insurance // gross: [...] Euro (*from: scp/w2/Q88:plabincbrut_n[]*)

0	12896
1	14
2	2
3	1
4	2
5	1
6	1
12	1
20	2
27.43	1
30	1
35	1
40	1
41	1
48	1
... (4672 rows omitted)	21906
309796	1
345598	1
410900	1
1000200	1
5000000	1
-1 [-1] No answer	0
-2 [-2] Does not apply	0
-3 [-3] Implausible value	0
-4 [-4] Inadmissible multiple response	0
-5 [-5] Not included in this version of the questionnaire	0
-6 [-6] Version of questionnaire with modified filtering	0
-7 [-7] Only available in less restricted edition	0
-8 [-8] Question not part of the survey program this year	0
-9 [-9] Don't want to answer [only CAWI]	0
-10 [-10] Break-off [only CAWI]	0

This variable contains the respondents' gross labour income (PGLABGRO) with missing values replaced by the 12th of 15 imputations as generated by multiple imputation by chained equations (Rubin, 1987; van Buuren et al., 2006). For more information on the imputations, see PGI1LABGRO.

pgi13labgro – 13. Imputed Current Gross Labour Inc. (Euros) [13/15]

- ?** How much did you earn last month? If possible, please specify both:
- gross earnings, i.e. wages or salaries before deducting taxes and social security
 - net earnings, i.e. the amount after deducting taxes and contributions to pension, unemployment and health insurance // gross [...] Euro (*from: scp/w2/Q56:plabincbrut[]*)
- ?** How much did you earn last month? If possible, please specify both:
- gross earnings, i.e. wages or salaries before deducting taxes and social security
 - net earnings, i.e. the amount after deducting taxes and contributions to pension, unemployment and health insurance // gross: [...] Euro (*from: scp/w2/Q88:plabincbrut_n[]*)

0	12859
1	11
2	2
3	1
4	2
5	1
10	2
12	1
18	1
20	2
27.43	1
35	1
38	1
40	1
41	1
... (4696 rows omitted)	21945
309796	1
345598	1
410900	1
1000200	1
5000000	1
-1 [-1] No answer	0
-2 [-2] Does not apply	0
-3 [-3] Implausible value	0
-4 [-4] Inadmissible multiple response	0
-5 [-5] Not included in this version of the questionnaire	0
-6 [-6] Version of questionnaire with modified filtering	0
-7 [-7] Only available in less restricted edition	0
-8 [-8] Question not part of the survey program this year	0
-9 [-9] Don't want to answer [only CAWI]	0
-10 [-10] Break-off [only CAWI]	0

This variable contains the respondents' gross labour income (PGLABGRO) with missing values replaced by the 13th of 15 imputations as generated by multiple imputation by chained equations (Rubin, 1987; van Buuren et al., 2006). For more information on the imputations, see PGI1LABGRO.

pgi14labgro – 14. Imputed Current Gross Labour Inc. (Euros) [14/15]

- ?** How much did you earn last month? If possible, please specify both:
- gross earnings, i.e. wages or salaries before deducting taxes and social security
 - net earnings, i.e. the amount after deducting taxes and contributions to pension, unemployment and health insurance // gross [...] Euro (*from: scp/w2/Q56:plabincbrut[]*)
- ?** How much did you earn last month? If possible, please specify both:
- gross earnings, i.e. wages or salaries before deducting taxes and social security
 - net earnings, i.e. the amount after deducting taxes and contributions to pension, unemployment and health insurance // gross: [...] Euro (*from: scp/w2/Q88:plabincbrut_n[]*)

0	12849
1	11
2	2
3	1
4	1
5	1
12	1
16	1
17	1
18	1
20	1
27.43	1
30	1
35	1
40	1
... (4707 rows omitted)	21958
309796	1
345598	1
410900	1
1000200	1
5000000	1
-1 [-1] No answer	0
-2 [-2] Does not apply	0
-3 [-3] Implausible value	0
-4 [-4] Inadmissible multiple response	0
-5 [-5] Not included in this version of the questionnaire	0
-6 [-6] Version of questionnaire with modified filtering	0
-7 [-7] Only available in less restricted edition	0
-8 [-8] Question not part of the survey program this year	0
-9 [-9] Don't want to answer [only CAWI]	0
-10 [-10] Break-off [only CAWI]	0

This variable contains the respondents' gross labour income (PGLABGRO) with missing values replaced by the 14th of 15 imputations as generated by multiple imputation by chained equations (Rubin, 1987; van Buuren et al., 2006). For more information on the imputations, see PGI1LABGRO.

pgi15labgro – 15. Imputed Current Gross Labour Inc. (Euros) [15/15]

- ?** How much did you earn last month? If possible, please specify both:
- gross earnings, i.e. wages or salaries before deducting taxes and social security
 - net earnings, i.e. the amount after deducting taxes and contributions to pension, unemployment and health insurance // gross [...] Euro (*from: scp/w2/Q56:plabincbrut[]*)
- ?** How much did you earn last month? If possible, please specify both:
- gross earnings, i.e. wages or salaries before deducting taxes and social security
 - net earnings, i.e. the amount after deducting taxes and contributions to pension, unemployment and health insurance // gross: [...] Euro (*from: scp/w2/Q88:plabincbrut_n[]*)

0	12914
1	13
2	2
3	1
4	1
5	1
12	1
15	1
16	1
17	1
20	1
27.43	1
30	1
35	1
40	1
... (4646 rows omitted)	21891
309796	1
345598	1
410900	1
1000200	1
5000000	1
-1 [-1] No answer	0
-2 [-2] Does not apply	0
-3 [-3] Implausible value	0
-4 [-4] Inadmissible multiple response	0
-5 [-5] Not included in this version of the questionnaire	0
-6 [-6] Version of questionnaire with modified filtering	0
-7 [-7] Only available in less restricted edition	0
-8 [-8] Question not part of the survey program this year	0
-9 [-9] Don't want to answer [only CAWI]	0
-10 [-10] Break-off [only CAWI]	0

This variable contains the respondents' gross labour income (PGLABGRO) with missing values replaced by the 15th of 15 imputations as generated by multiple imputation by chained equations (Rubin, 1987; van Buuren et al., 2006). For more information on the imputations, see PGI1LABGRO.

pgimpgro – Imputation Flag for LABGROxx

- ?** How much did you earn last month? If possible, please specify both:
- gross earnings, i.e. wages or salaries before deducting taxes and social security
 - net earnings, i.e. the amount after deducting taxes and contributions to pension, unemployment and health insurance // gross [...] Euro (*from: scp/w2/Q56:plabincbrut[]*)
- ?** How much did you earn last month? If possible, please specify both:
- gross earnings, i.e. wages or salaries before deducting taxes and social security
 - net earnings, i.e. the amount after deducting taxes and contributions to pension, unemployment and health insurance // gross: [...] Euro (*from: scp/w2/Q88:plabincbrut_n[]*)

0	[0] Not imputed	28889
1	[1] Imputed	5948
-1	[-1] No answer	0
-2	[-2] Does not apply	0
-3	[-3] Implausible value	0
-4	[-4] Inadmissible multiple response	0
-5	[-5] Not included in this version of the questionnaire	0
-6	[-6] Version of questionnaire with modified filtering	0
-7	[-7] Only available in less restricted edition	0
-8	[-8] Question not part of the survey program this year	0
-9	[-9] Don't want to answer [only CAWI]	0
-10	[-10] Break-off [only CAWI]	0

This variable designates imputations of item-nonresponse in the variable PGLABGRO (current gross labour income).

pglabnet – Current Net Labour Inc. (Euros)

- ?** How much did you earn last month? If possible, please specify both:
- gross earnings, i.e. wages or salaries before deducting taxes and social security
 - net earnings, i.e. the amount after deducting taxes and contributions to pension, unemployment and health insurance // net [...] Euro (*from: scp/w2/Q56:plabincnet[]*)
- ?** How much did you earn last month? If possible, please specify both:
- gross earnings, i.e. wages or salaries before deducting taxes and social security
 - net earnings, i.e. the amount after deducting taxes and contributions to pension, unemployment and health insurance // net [...] Euro (*from: scp/w2/Q88:plabincnet_n[]*)

0	10681
1	7
2	2
5	1
20	1
25	1
40	2
48	1
50	4
60	2
76	1
80	3

85	1
86	1
90	1
... (3739 rows omitted)	19029
290495	1
290561	1
294030	1
1000100	1
4900000	1
-1 [-1] No answer	3282
-2 [-2] Does not apply	0
-3 [-3] Implausible value	319
-4 [-4] Inadmissible multiple response	0
-5 [-5] Not included in this version of the questionnaire	0
-6 [-6] Version of questionnaire with modified filtering	0
-7 [-7] Only available in less restricted edition	0
-8 [-8] Question not part of the survey program this year	0
-9 [-9] Don't want to answer [only CAWI]	1058
-10 [-10] Break-off [only CAWI]	435

This variable contains the current net labour income without imputations for item-nonresponse.

pgi1labnet – 1. Imputed Current Net Labour Inc. (Euros) [1/15]

- ?** How much did you earn last month? If possible, please specify both:
- gross earnings, i.e. wages or salaries before deducting taxes and social security
 - net earnings, i.e. the amount after deducting taxes and contributions to pension, unemployment and health insurance // net [...] Euro (*from: scp/w2/Q56:plabincnet[]*)
- ?** How much did you earn last month? If possible, please specify both:
- gross earnings, i.e. wages or salaries before deducting taxes and social security
 - net earnings, i.e. the amount after deducting taxes and contributions to pension, unemployment and health insurance // net [...] Euro (*from: scp/w2/Q88:plabincnet_n[]*)

0	12993
1	7
2	2
5	1
20	2
25	1
40	2
48	1
50	5
60	3
76	1
80	4
85	2
86	1
90	1
... (3739 rows omitted)	21806
290495	1

290561	1
294030	1
1000100	1
4900000	1
-1 [-1] No answer	0
-2 [-2] Does not apply	0
-3 [-3] Implausible value	0
-4 [-4] Inadmissible multiple response	0
-5 [-5] Not included in this version of the questionnaire	0
-6 [-6] Version of questionnaire with modified filtering	0
-7 [-7] Only available in less restricted edition	0
-8 [-8] Question not part of the survey program this year	0
-9 [-9] Don't want to answer [only CAWI]	0
-10 [-10] Break-off [only CAWI]	0

This variable contains the respondents' net labour income (PGLABNET) with missing values replaced by the 1st of 15 imputations as generated by multiple imputation by chained equations (Rubin, 1987; van Buuren et al., 2006).

Multiple imputation is a technique to deal with missing data in which missing values are replaced by multiple imputed values that are plausible based on a statistical imputation model. These imputed values serve not as an exact estimate of the missing value, but to recreate both relationships between variables and the variance and uncertainty in the data. To analyse the multiply imputed data, the statistical analysis of interest needs to be performed on all imputed versions of the dataset (in this case, 15) separately, and the estimates from these separate analyses are combined into single estimates according to specific combining rules thereafter. Conventional statistics software often includes dedicated solutions for dealing with multiply imputed data, such as the mice package in R (R Core Team, 2023; van Buuren & Groothuis-Oudshoorn, 2011) or the built-in command mi estimate in Stata (StataCorp, 2023).

The imputations in PGIILABNET are intended primarily to ease univariate analyses on the whole sample, both cross-sectional and longitudinal, and are based on the assumption that the data are missing at random (MAR). Because it is impossible to cover all relationships in the data with the imputation model, estimates in bivariate and multivariate analyses as well as subgroup analyses may be biased to some extent on a case-by-case basis, as the congeniality principle (Meng, 1994) may be violated. However, all imputed variables in the SCP (individual gross labour income, individual net labour income, household net income, and size of housing unit) were imputed together in an iterative fashion through multiple imputation by chained equations, which means they can be analyzed together in a statistical model if needed. For more complex analyses of the data, users may consider applying multiple imputation by themselves using an imputation model tailored to their specific substantive model of interest.

This variable was imputed using type-1 predictive mean matching as implemented in the mice package in R. Simply put, this method entails (1) estimating predictive means of the variable to be imputed using a regression model and (2) using these predictive means to match missing with observed values, which serve as donors for the imputations. To deal with the highly skewed distribution of the imputed variable, a log transformation was applied to the variable before imputation, with the imputed variable being transformed back to the initial scale after imputation.

Predictor variables in the imputation model cover a broad selection of variables from the survey and additional microgeographic data. Variables from other waves were included as

additional predictor variables, with the data being reshaped to the wide format. Predictors for the imputation model were selected through a threshold of $r=0.2$ in terms of their correlation to the imputed variable and, subsequently, by lasso regression with cross-validated lambda parameter. For further dimensionality reduction of the predictor space to a maximum of 40 components, partial least squares regression was applied to the selected predictor variables. Meng, X. L. (1994). Multiple-imputation inferences with uncongenial sources of input. *Statistical Science*, 9(4), 538-558.

R Core Team (2023). R: A Language and Environment for Statistical Computing. R Foundation for Statistical Computing. <https://www.R-project.org/>

Rubin, D. B. (1987). Multiple imputation for nonresponse in surveys. Wiley.

StataCorp (2023). Stata 18 Multiple-Imputation Reference Manual. Stata Press.

van Buuren, S., Brand, J. P., Groothuis-Oudshoorn, C. G., & Rubin, D. B. (2006). Fully conditional specification in multivariate imputation. *Journal of Statistical Computation and Simulation*, 76(12), 1049–1064.

van Buuren, S., & Groothuis-Oudshoorn, K. (2011). mice: Multivariate imputation by chained equations in R. *Journal of Statistical Software*, 45(3), 1-67.

pgi2labnet – 2. Imputed Current Net Labour Inc. (Euros) [2/15]

? How much did you earn last month? If possible, please specify both:

– gross earnings, i.e. wages or salaries before deducting taxes and social security
– net earnings, i.e. the amount after deducting taxes and contributions to pension, unemployment and health insurance // net [...] Euro (from: scp/w2/Q56:plabincnet[])

? How much did you earn last month? If possible, please specify both:

– gross earnings, i.e. wages or salaries before deducting taxes and social security
– net earnings, i.e. the amount after deducting taxes and contributions to pension, unemployment and health insurance // net [...] Euro (from: scp/w2/Q88:plabincnet_n[])

0	12958
1	7
2	2
5	1
20	1
25	1
40	3
48	1
50	4
60	3
76	1
80	6
85	1
86	1
90	1
... (3739 rows omitted)	21841
290495	1
290561	1
294030	1
1000100	1
4900000	1
-1 [-1] No answer	0

-2	[-2] Does not apply	0
-3	[-3] Implausible value	0
-4	[-4] Inadmissible multiple response	0
-5	[-5] Not included in this version of the questionnaire	0
-6	[-6] Version of questionnaire with modified filtering	0
-7	[-7] Only available in less restricted edition	0
-8	[-8] Question not part of the survey program this year	0
-9	[-9] Don't want to answer [only CAWI]	0
-10	[-10] Break-off [only CAWI]	0

This variable contains the respondents' net labour income (PGLABNET) with missing values replaced by the 2nd of 15 imputations as generated by multiple imputation by chained equations (Rubin, 1987; van Buuren et al., 2006). For more information on the imputations, see PGI1LABNET.

pgi3labnet – 3. Imputed Current Net Labour Inc. (Euros) [3/15]

- ?** How much did you earn last month? If possible, please specify both:
- gross earnings, i.e. wages or salaries before deducting taxes and social security
 - net earnings, i.e. the amount after deducting taxes and contributions to pension, unemployment and health insurance // net [...] Euro (*from: scp/w2/Q56:plabincnet[]*)
- ?** How much did you earn last month? If possible, please specify both:
- gross earnings, i.e. wages or salaries before deducting taxes and social security
 - net earnings, i.e. the amount after deducting taxes and contributions to pension, unemployment and health insurance // net [...] Euro (*from: scp/w2/Q88:plabincnet_n[]*)

0		13015
1		7
2		2
5		1
20		1
25		1
40		3
48		1
50		5
60		2
76		1
80		4
85		1
86		1
90		1
...	(3739 rows omitted)	21786
290495		1
290561		1
294030		1
1000100		1
4900000		1
-1	[-1] No answer	0
-2	[-2] Does not apply	0
-3	[-3] Implausible value	0

-4	[-4] Inadmissible multiple response	0
-5	[-5] Not included in this version of the questionnaire	0
-6	[-6] Version of questionnaire with modified filtering	0
-7	[-7] Only available in less restricted edition	0
-8	[-8] Question not part of the survey program this year	0
-9	[-9] Don't want to answer [only CAWI]	0
-10	[-10] Break-off [only CAWI]	0

This variable contains the respondents' net labour income (PGLABNET) with missing values replaced by the 3rd of 15 imputations as generated by multiple imputation by chained equations (Rubin, 1987; van Buuren et al., 2006). For more information on the imputations, see PGI1LABNET.

pgi4labnet – 4. Imputed Current Net Labour Inc. (Euros) [4/15]

- ?** How much did you earn last month? If possible, please specify both:
- gross earnings, i.e. wages or salaries before deducting taxes and social security
 - net earnings, i.e. the amount after deducting taxes and contributions to pension, unemployment and health insurance // net [...] Euro (*from: scp/w2/Q56:plabincnet[]*)
- ?** How much did you earn last month? If possible, please specify both:
- gross earnings, i.e. wages or salaries before deducting taxes and social security
 - net earnings, i.e. the amount after deducting taxes and contributions to pension, unemployment and health insurance // net [...] Euro (*from: scp/w2/Q88:plabincnet_n[]*)

0		12921
1		9
2		2
5		1
20		2
25		1
40		3
48		1
50		6
60		2
76		1
80		4
85		1
86		1
90		2
...	(3739 rows omitted)	21875
290495		1
290561		1
294030		1
1000100		1
4900000		1
-1	[-1] No answer	0
-2	[-2] Does not apply	0
-3	[-3] Implausible value	0
-4	[-4] Inadmissible multiple response	0
-5	[-5] Not included in this version of the questionnaire	0

-6	[-6] Version of questionnaire with modified filtering	0
-7	[-7] Only available in less restricted edition	0
-8	[-8] Question not part of the survey program this year	0
-9	[-9] Don't want to answer [only CAWI]	0
-10	[-10] Break-off [only CAWI]	0

This variable contains the respondents' net labour income (PGLABNET) with missing values replaced by the 4th of 15 imputations as generated by multiple imputation by chained equations (Rubin, 1987; van Buuren et al., 2006). For more information on the imputations, see PGI1LABNET.

pgi5labnet – 5. Imputed Current Net Labour Inc. (Euros) [5/15]

- ?** How much did you earn last month? If possible, please specify both:
- gross earnings, i.e. wages or salaries before deducting taxes and social security
 - net earnings, i.e. the amount after deducting taxes and contributions to pension, unemployment and health insurance // net [...] Euro (*from: scp/w2/Q56:plabincnet[]*)
- ?** How much did you earn last month? If possible, please specify both:
- gross earnings, i.e. wages or salaries before deducting taxes and social security
 - net earnings, i.e. the amount after deducting taxes and contributions to pension, unemployment and health insurance // net [...] Euro (*from: scp/w2/Q88:plabincnet_n[]*)

0	12977
1	8
2	2
5	1
20	1
25	1
40	3
48	1
50	5
60	2
76	2
80	4
85	1
86	1
90	3
... (3739 rows omitted)	21820
290495	1
290561	1
294030	1
1000100	1
4900000	1
-1 [-1] No answer	0
-2 [-2] Does not apply	0
-3 [-3] Implausible value	0
-4 [-4] Inadmissible multiple response	0
-5 [-5] Not included in this version of the questionnaire	0
-6 [-6] Version of questionnaire with modified filtering	0
-7 [-7] Only available in less restricted edition	0

-8	[-8] Question not part of the survey program this year	0
-9	[-9] Don't want to answer [only CAWI]	0
-10	[-10] Break-off [only CAWI]	0

This variable contains the respondents' net labour income (PGLABNET) with missing values replaced by the 5th of 15 imputations as generated by multiple imputation by chained equations (Rubin, 1987; van Buuren et al., 2006). For more information on the imputations, see PGI1LABNET.

pgi6labnet – 6. Imputed Current Net Labour Inc. (Euros) [6/15]

- ?** How much did you earn last month? If possible, please specify both:
- gross earnings, i.e. wages or salaries before deducting taxes and social security
 - net earnings, i.e. the amount after deducting taxes and contributions to pension, unemployment and health insurance // net [...] Euro (*from: scp/w2/Q56:plabincnet[]*)
- ?** How much did you earn last month? If possible, please specify both:
- gross earnings, i.e. wages or salaries before deducting taxes and social security
 - net earnings, i.e. the amount after deducting taxes and contributions to pension, unemployment and health insurance // net [...] Euro (*from: scp/w2/Q88:plabincnet_n[]*)

0	13018
1	7
2	2
5	1
20	1
25	1
40	2
48	1
50	7
60	2
76	2
80	6
85	1
86	1
90	1
... (3739 rows omitted)	21779
290495	1
290561	1
294030	1
1000100	1
4900000	1
-1 [-1] No answer	0
-2 [-2] Does not apply	0
-3 [-3] Implausible value	0
-4 [-4] Inadmissible multiple response	0
-5 [-5] Not included in this version of the questionnaire	0
-6 [-6] Version of questionnaire with modified filtering	0
-7 [-7] Only available in less restricted edition	0
-8 [-8] Question not part of the survey program this year	0
-9 [-9] Don't want to answer [only CAWI]	0

-10 [-10] Break-off [only CAWI] 0

This variable contains the respondents' net labour income (PGLABNET) with missing values replaced by the 6th of 15 imputations as generated by multiple imputation by chained equations (Rubin, 1987; van Buuren et al., 2006). For more information on the imputations, see PGI1LABNET.

pgi7labnet – 7. Imputed Current Net Labour Inc. (Euros) [7/15]

- ? How much did you earn last month? If possible, please specify both:
- gross earnings, i.e. wages or salaries before deducting taxes and social security
 - net earnings, i.e. the amount after deducting taxes and contributions to pension, unemployment and health insurance // net [...] Euro (from: scp/w2/Q56:plabincnet[])
- ? How much did you earn last month? If possible, please specify both:
- gross earnings, i.e. wages or salaries before deducting taxes and social security
 - net earnings, i.e. the amount after deducting taxes and contributions to pension, unemployment and health insurance // net [...] Euro (from: scp/w2/Q88:plabincnet_n[])

0	12982
1	8
2	2
5	1
20	1
25	1
40	2
48	1
50	4
60	2
76	1
80	4
85	1
86	1
90	1
... (3739 rows omitted)	21820
290495	1
290561	1
294030	1
1000100	1
4900000	1
-1 [-1] No answer	0
-2 [-2] Does not apply	0
-3 [-3] Implausible value	0
-4 [-4] Inadmissible multiple response	0
-5 [-5] Not included in this version of the questionnaire	0
-6 [-6] Version of questionnaire with modified filtering	0
-7 [-7] Only available in less restricted edition	0
-8 [-8] Question not part of the survey program this year	0
-9 [-9] Don't want to answer [only CAWI]	0
-10 [-10] Break-off [only CAWI]	0

This variable contains the respondents' net labour income (PGLABNET) with missing values replaced by the 7th of 15 imputations as generated by multiple imputation by chained equations (Rubin, 1987; van Buuren et al., 2006). For more information on the imputations, see PGI1LABNET.

pgi8labnet – 8. Imputed Current Net Labour Inc. (Euros) [8/15]

- ?** How much did you earn last month? If possible, please specify both:
- gross earnings, i.e. wages or salaries before deducting taxes and social security
 - net earnings, i.e. the amount after deducting taxes and contributions to pension, unemployment and health insurance // net [...] Euro (*from: scp/w2/Q56:plabincnet[]*)
- ?** How much did you earn last month? If possible, please specify both:
- gross earnings, i.e. wages or salaries before deducting taxes and social security
 - net earnings, i.e. the amount after deducting taxes and contributions to pension, unemployment and health insurance // net [...] Euro (*from: scp/w2/Q88:plabincnet_n[]*)

0	13027
1	8
2	2
5	1
20	1
25	3
40	3
48	1
50	7
60	2
76	1
80	5
85	1
86	1
90	3
... (3739 rows omitted)	21766
290495	1
290561	1
294030	1
1000100	1
4900000	1
-1 [-1] No answer	0
-2 [-2] Does not apply	0
-3 [-3] Implausible value	0
-4 [-4] Inadmissible multiple response	0
-5 [-5] Not included in this version of the questionnaire	0
-6 [-6] Version of questionnaire with modified filtering	0
-7 [-7] Only available in less restricted edition	0
-8 [-8] Question not part of the survey program this year	0
-9 [-9] Don't want to answer [only CAWI]	0
-10 [-10] Break-off [only CAWI]	0

This variable contains the respondents' net labour income (PGLABNET) with missing values replaced by the 8th of 15 imputations as generated by multiple imputation by chained

equations (Rubin, 1987; van Buuren et al., 2006). For more information on the imputations, see PGI1LABNET.

pgi9labnet – 9. Imputed Current Net Labour Inc. (Euros) [9/15]

- ? How much did you earn last month? If possible, please specify both:
- gross earnings, i.e. wages or salaries before deducting taxes and social security
 - net earnings, i.e. the amount after deducting taxes and contributions to pension, unemployment and health insurance // net [...] Euro (*from: scp/w2/Q56:plabincnet[]*)
- ? How much did you earn last month? If possible, please specify both:
- gross earnings, i.e. wages or salaries before deducting taxes and social security
 - net earnings, i.e. the amount after deducting taxes and contributions to pension, unemployment and health insurance // net [...] Euro (*from: scp/w2/Q88:plabincnet_n[]*)

0	12950
1	12
2	2
5	1
20	1
25	1
40	3
48	1
50	5
60	2
76	1
80	3
85	1
86	1
90	2
... (3739 rows omitted)	21846
290495	1
290561	1
294030	1
1000100	1
4900000	1
-1 [-1] No answer	0
-2 [-2] Does not apply	0
-3 [-3] Implausible value	0
-4 [-4] Inadmissible multiple response	0
-5 [-5] Not included in this version of the questionnaire	0
-6 [-6] Version of questionnaire with modified filtering	0
-7 [-7] Only available in less restricted edition	0
-8 [-8] Question not part of the survey program this year	0
-9 [-9] Don't want to answer [only CAWI]	0
-10 [-10] Break-off [only CAWI]	0

This variable contains the respondents' net labour income (PGLABNET) with missing values replaced by the 9th of 15 imputations as generated by multiple imputation by chained equations (Rubin, 1987; van Buuren et al., 2006). For more information on the imputations, see PGI1LABNET.

pgi10labnet – 10. Imputed Current Net Labour Inc. (Euros) [10/15]

- ?** How much did you earn last month? If possible, please specify both:
- gross earnings, i.e. wages or salaries before deducting taxes and social security
 - net earnings, i.e. the amount after deducting taxes and contributions to pension, unemployment and health insurance // net [...] Euro (*from: scp/w2/Q56:plabincnet[]*)
- ?** How much did you earn last month? If possible, please specify both:
- gross earnings, i.e. wages or salaries before deducting taxes and social security
 - net earnings, i.e. the amount after deducting taxes and contributions to pension, unemployment and health insurance // net [...] Euro (*from: scp/w2/Q88:plabincnet_n[]*)

0	13012
1	8
2	2
5	1
20	1
25	1
40	4
48	1
50	5
60	2
76	1
80	3
85	2
86	1
90	1
... (3739 rows omitted)	21787
290495	1
290561	1
294030	1
1000100	1
4900000	1
-1 [-1] No answer	0
-2 [-2] Does not apply	0
-3 [-3] Implausible value	0
-4 [-4] Inadmissible multiple response	0
-5 [-5] Not included in this version of the questionnaire	0
-6 [-6] Version of questionnaire with modified filtering	0
-7 [-7] Only available in less restricted edition	0
-8 [-8] Question not part of the survey program this year	0
-9 [-9] Don't want to answer [only CAWI]	0
-10 [-10] Break-off [only CAWI]	0

This variable contains the respondents' net labour income (PGLABNET) with missing values replaced by the 10th of 15 imputations as generated by multiple imputation by chained equations (Rubin, 1987; van Buuren et al., 2006). For more information on the imputations, see PGI1LABNET.

pgi11labnet – 11. Imputed Current Net Labour Inc. (Euros) [11/15]

- ? How much did you earn last month? If possible, please specify both:
- gross earnings, i.e. wages or salaries before deducting taxes and social security
 - net earnings, i.e. the amount after deducting taxes and contributions to pension, unemployment and health insurance // net [...] Euro (*from: scp/w2/Q56:plabincnet[]*)
- ? How much did you earn last month? If possible, please specify both:
- gross earnings, i.e. wages or salaries before deducting taxes and social security
 - net earnings, i.e. the amount after deducting taxes and contributions to pension, unemployment and health insurance // net [...] Euro (*from: scp/w2/Q88:plabincnet_n[]*)

0	12965
1	7
2	2
5	1
20	1
25	1
40	3
48	1
50	4
60	2
76	1
80	4
85	1
86	1
90	1
... (3739 rows omitted)	21837
290495	1
290561	1
294030	1
1000100	1
4900000	1
-1 [-1] No answer	0
-2 [-2] Does not apply	0
-3 [-3] Implausible value	0
-4 [-4] Inadmissible multiple response	0
-5 [-5] Not included in this version of the questionnaire	0
-6 [-6] Version of questionnaire with modified filtering	0
-7 [-7] Only available in less restricted edition	0
-8 [-8] Question not part of the survey program this year	0
-9 [-9] Don't want to answer [only CAWI]	0
-10 [-10] Break-off [only CAWI]	0

This variable contains the respondents' net labour income (PGLABNET) with missing values replaced by the 11th of 15 imputations as generated by multiple imputation by chained equations (Rubin, 1987; van Buuren et al., 2006). For more information on the imputations, see PGI1LABNET.

pgi12labnet – 12. Imputed Current Net Labour Inc. (Euros) [12/15]

- ? How much did you earn last month? If possible, please specify both:
- gross earnings, i.e. wages or salaries before deducting taxes and social security
 - net earnings, i.e. the amount after deducting taxes and contributions to pension, unemployment and health insurance // net [...] Euro (*from: scp/w2/Q56:plabincnet[]*)
- ? How much did you earn last month? If possible, please specify both:
- gross earnings, i.e. wages or salaries before deducting taxes and social security
 - net earnings, i.e. the amount after deducting taxes and contributions to pension, unemployment and health insurance // net [...] Euro (*from: scp/w2/Q88:plabincnet_n[]*)

0	13047
1	9
2	2
5	1
20	1
25	1
40	3
48	1
50	6
60	2
76	2
80	4
85	1
86	1
90	1
... (3739 rows omitted)	21750
290495	1
290561	1
294030	1
1000100	1
4900000	1
-1 [-1] No answer	0
-2 [-2] Does not apply	0
-3 [-3] Implausible value	0
-4 [-4] Inadmissible multiple response	0
-5 [-5] Not included in this version of the questionnaire	0
-6 [-6] Version of questionnaire with modified filtering	0
-7 [-7] Only available in less restricted edition	0
-8 [-8] Question not part of the survey program this year	0
-9 [-9] Don't want to answer [only CAWI]	0
-10 [-10] Break-off [only CAWI]	0

This variable contains the respondents' net labour income (PGLABNET) with missing values replaced by the 12th of 15 imputations as generated by multiple imputation by chained equations (Rubin, 1987; van Buuren et al., 2006). For more information on the imputations, see PGI1LABNET.

pgi13labnet – 13. Imputed Current Net Labour Inc. (Euros) [13/15]

- ? How much did you earn last month? If possible, please specify both:
- gross earnings, i.e. wages or salaries before deducting taxes and social security
 - net earnings, i.e. the amount after deducting taxes and contributions to pension, unemployment and health insurance // net [...] Euro (*from: scp/w2/Q56:plabincnet[]*)
- ? How much did you earn last month? If possible, please specify both:
- gross earnings, i.e. wages or salaries before deducting taxes and social security
 - net earnings, i.e. the amount after deducting taxes and contributions to pension, unemployment and health insurance // net [...] Euro (*from: scp/w2/Q88:plabincnet_n[]*)

0	13006
1	9
2	2
5	1
20	1
25	2
40	2
48	1
50	4
60	2
76	1
80	4
85	1
86	1
90	1
... (3739 rows omitted)	21794
290495	1
290561	1
294030	1
1000100	1
4900000	1
-1 [-1] No answer	0
-2 [-2] Does not apply	0
-3 [-3] Implausible value	0
-4 [-4] Inadmissible multiple response	0
-5 [-5] Not included in this version of the questionnaire	0
-6 [-6] Version of questionnaire with modified filtering	0
-7 [-7] Only available in less restricted edition	0
-8 [-8] Question not part of the survey program this year	0
-9 [-9] Don't want to answer [only CAWI]	0
-10 [-10] Break-off [only CAWI]	0

This variable contains the respondents' net labour income (PGLABNET) with missing values replaced by the 13th of 15 imputations as generated by multiple imputation by chained equations (Rubin, 1987; van Buuren et al., 2006). For more information on the imputations, see PGI1LABNET.

pgi14labnet – 14. Imputed Current Net Labour Inc. (Euros) [14/15]

- ?** How much did you earn last month? If possible, please specify both:
- gross earnings, i.e. wages or salaries before deducting taxes and social security
 - net earnings, i.e. the amount after deducting taxes and contributions to pension, unemployment and health insurance // net [...] Euro (*from: scp/w2/Q56:plabincnet[]*)
- ?** How much did you earn last month? If possible, please specify both:
- gross earnings, i.e. wages or salaries before deducting taxes and social security
 - net earnings, i.e. the amount after deducting taxes and contributions to pension, unemployment and health insurance // net [...] Euro (*from: scp/w2/Q88:plabincnet_n[]*)

0	12977
1	9
2	2
5	1
20	1
25	1
40	4
48	1
50	6
60	2
76	1
80	4
85	3
86	1
90	1
... (3739 rows omitted)	21818
290495	1
290561	1
294030	1
1000100	1
4900000	1
-1 [-1] No answer	0
-2 [-2] Does not apply	0
-3 [-3] Implausible value	0
-4 [-4] Inadmissible multiple response	0
-5 [-5] Not included in this version of the questionnaire	0
-6 [-6] Version of questionnaire with modified filtering	0
-7 [-7] Only available in less restricted edition	0
-8 [-8] Question not part of the survey program this year	0
-9 [-9] Don't want to answer [only CAWI]	0
-10 [-10] Break-off [only CAWI]	0

This variable contains the respondents' net labour income (PGLABNET) with missing values replaced by the 14th of 15 imputations as generated by multiple imputation by chained equations (Rubin, 1987; van Buuren et al., 2006). For more information on the imputations, see PGI1LABNET.

pgi15labnet – 15. Imputed Current Net Labour Inc. (Euros) [15/15]

- ? How much did you earn last month? If possible, please specify both:
- gross earnings, i.e. wages or salaries before deducting taxes and social security
 - net earnings, i.e. the amount after deducting taxes and contributions to pension, unemployment and health insurance // net [...] Euro (*from: scp/w2/Q56:plabincnet[]*)
- ? How much did you earn last month? If possible, please specify both:
- gross earnings, i.e. wages or salaries before deducting taxes and social security
 - net earnings, i.e. the amount after deducting taxes and contributions to pension, unemployment and health insurance // net [...] Euro (*from: scp/w2/Q88:plabincnet_n[]*)

0	13035
1	10
2	2
5	1
20	1
25	1
40	2
48	1
50	5
60	2
76	1
80	4
85	1
86	2
90	1
... (3739 rows omitted)	21763
290495	1
290561	1
294030	1
1000100	1
4900000	1
-1 [-1] No answer	0
-2 [-2] Does not apply	0
-3 [-3] Implausible value	0
-4 [-4] Inadmissible multiple response	0
-5 [-5] Not included in this version of the questionnaire	0
-6 [-6] Version of questionnaire with modified filtering	0
-7 [-7] Only available in less restricted edition	0
-8 [-8] Question not part of the survey program this year	0
-9 [-9] Don't want to answer [only CAWI]	0
-10 [-10] Break-off [only CAWI]	0

This variable contains the respondents' net labour income (PGLABNET) with missing values replaced by the 15th of 15 imputations as generated by multiple imputation by chained equations (Rubin, 1987; van Buuren et al., 2006). For more information on the imputations, see PGI1LABNET.

pgimpnet – Imputation Flag for LABNETxx

? How much did you earn last month? If possible, please specify both:
 – gross earnings, i.e. wages or salaries before deducting taxes and social security
 – net earnings, i.e. the amount after deducting taxes and contributions to pension, unemployment and health insurance // net [...] Euro (*from: scp/w2/Q56:plabincnet[]*)

? How much did you earn last month? If possible, please specify both:
 – gross earnings, i.e. wages or salaries before deducting taxes and social security
 – net earnings, i.e. the amount after deducting taxes and contributions to pension, unemployment and health insurance // net [...] Euro (*from: scp/w2/Q88:plabincnet_n[]*)

0	[0] Not imputed	29743
1	[1] Imputed	5094
-1	[-1] No answer	0
-2	[-2] Does not apply	0
-3	[-3] Implausible value	0
-4	[-4] Inadmissible multiple response	0
-5	[-5] Not included in this version of the questionnaire	0
-6	[-6] Version of questionnaire with modified filtering	0
-7	[-7] Only available in less restricted edition	0
-8	[-8] Question not part of the survey program this year	0
-9	[-9] Don't want to answer [only CAWI]	0
-10	[-10] Break-off [only CAWI]	0

This variable designates imputations of item-nonresponse in the variable PGLABNET (current net labour income).